

BOWL GAME SUMMARIES

2009 — LAS VEGAS BOWL — OSU VS. BYU

BYU 44
OREGON STATE 20

Sam Boyd Stadium
Las Vegas, Nev. • Dec. 22, 2009
Weather — 51 degrees, Cloudy, W-37-44 (North)

(AP) - Max Hall threw for 192 yards and three touchdowns leading No. 15 BYU past No. 16 Oregon State 44-20 in the Las Vegas Bowl on Tuesday night.

Hall gave the Cougars their third win in five straight bowl appearances in the Sin City and ended the Beavers' run of five consecutive bowl wins.

Hall threw a 25-yard touchdown pass to Luke Ashworth, a 17-yard scoring strike to Dennis Pitta and a 15-yard TD pass to Manase Tonga. He had 139 yards passing in the first half.

Tonga added an 18-yard rushing touchdown, and Harvey Unga finished with 76 yards rushing and a TD for BYU (11-2).


Oregon State (8-5) scored on 1-yard runs by quarterback **Sean Canfield** and **Jacquizz Rodgers**, and a 31-yard pass to **Damola Adeniji**. Adeniji led all receivers with seven receptions for 102 yards.

Canfield completed only four passes in the first half as the Beavers struggled to sustain drives. He finished 20 for 41 for 173 yards and an interception.

The normally dependable Rodgers fumbled for the first time in his college career in the first quarter, on his 621st touch, and Matt Bauman returned it 34 yards for the go-ahead score. Officials used replay to see whether Canfield's checkdown toss to Rodgers was a lateral or a forward pass, and upheld the touchdown.

Oregon State finished with three turnovers, including a fumble by Rodgers' brother James.

Winds gusted to 50 mph at Sam Boyd Stadium and temperatures fell to 30 degrees. The gusts were so strong that one of Oregon State's punts traveled untouched only 6 yards.



TEAM STATISTICS

	OSU	BYU
First Downs	17	18
Rushing	5	6
Passing	11	9
Penalty	1	3
Net Rushing	88	116
Net Passing	217	192
Pass Attempts	47	30
Pass Comp.	22	19
Pass INT	1	0
Offensive Plays	74	65
Net Yards	305	308
Fumbles-Lost	2-2	2-2
Penalties-Yards	10-95	10-74
Punts-Yards	4-104	4-150
Punt Returns-Yards	1-5	1-0
Kickoff Returns-Yards	7-106	2-16
Possession Time	29:57	30:03
3rd Down Conversions	5-16	8-14
4th Down Conversions	2-6	1-1
Sacks by - Yards	2-12	0-0

SCORING SUMMARY

	1	2	3	4	-	F
OREGON STATE	7	0	0	13	-	20
BYU	14	9	7	14	-	44

- 1st **OSU** - Sean Canfield 1-yard run (Kahut kick)
BYU - Harvey Unga 1-yard run (Payne kick)
BYU - Matt Bauman 34-yard fumble recovery (Payne kick)
 2nd **BYU** - Mitch Payne 28-yard field goal
BYU - Luke Ashworth 25-yard pass from Max Hall (Payne kick blocked)
 3rd **BYU** - Dennis Pitta 17-yard pass from Max Hall (Payne kick)
 4th **BYU** - Manase Tonga 15-yard pass from Max Hall (Payne kick)
OSU - Jacquizz Rodgers 1-yard run (Kahut kick)
BYU - Manase Tonga 18-yard run (Payne kick)
OSU - Damola Adeniji 31-yard pass from Ryan Katz (Kahut kick)

Attendance: 40,018

INDIVIDUAL STATISTICS

OREGON STATE

RUSHING	ATT.	YNG	TD	LG
Jacquizz Rodgers	18	63	1	29
James Rodgers	4	14	0	17
Ryan Katz	2	9	0	5
Jovan Stevenson	1	1	0	1
Sean Canfield	2	1	1	1
Totals	27	88	2	29

PASSING	ATT-COMP-INT	YDS	TD	LG	SACK
Sean Canfield	40-19-1	168	0	20	0
Ryan Katz	6-2-0	46	1	31	0
Johnny Hekker	1-1-0	3	0	3	0
Totals	47-22-1	217	1	31	0

RECEIVING	NO.	YDS	TD	LG
Damola Adeniji	8	106	1	31
James Rodgers	4	30	0	14
Jacquizz Rodgers	4	13	0	6
Jordan Bishop	2	21	0	16
Casey Kjos	1	20	0	20
Markus Wheaton	1	12	0	12
Joe Halahuni	1	12	0	12
Lance Mitchell	1	3	0	3
Totals	22	217	1	31

PUNTING	NO.	YDS	AVG.	LG	IN 20
Johnny Hekker	4	104	26.0	64	1
Totals	4	104	26.0	64	1

KICKOFF RETURNS	NO.	YDS	LG	TD
James Rodgers	3	71	30	0
Jordan Poyer	1	14	14	0
Patrick Henderson	2	12	9	0
Anthony Watkins	1	9	9	0
Total	7	106	30	0

PUNT RETURNS	NO.	YDS	LG	TD
Kevan Walker	1	5	5	0
Totals	1	5	5	0

FIELD GOALS: None

INDIVIDUAL STATISTICS

BYU

RUSHING	ATT.	YNG	TD	LG
Harvey Unga	24	71	1	8
Manase Tonga	5	42	1	18
Jan Jorgensen	1	6	0	6
Max Hall	5	-3	0	5
Totals	35	116	2	18

PASSING	ATT-COMP-INT	YDS	TD	LG	SACK
Max Hall	30-19-0	192	3	25	2
Totals	30-19-0	192	3	25	2

RECEIVING	NO.	YDS	TD	LG
Dennis Pitta	5	45	1	17
Andrew George	4	46	0	16
Harvey Unga	3	15	0	8
McKay Jacobson	2	27	0	17
Manase Tonga	2	19	1	15
Luke Ashworth	1	25	1	25
J.J. Di Luigi	1	9	0	9
O'Neill Chambers	1	6	0	6
Totals	19	192	3	25

PUNTING	NO.	YDS	AVG.	LG	IN 20
Riley Stephenson	4	150	37.5	60	1
Totals	4	150	37.5	60	1

KICKOFF RETURNS	NO.	YDS	LG	TD
J.J. Di Luigi	1	13	13	0
Manase Tonga	1	3	1	0
Totals	2	16	13	0

PUNT RETURNS	NO.	YDS	LG	TD
O'Neill Chambers	1	0	0	0
Totals	1	0	0	0

FIELD GOALS: Mitch Payne 28-yard (Good)

2009 LAS VEGAS BOWL ROSTER

Damola Adeniji, WR
 Ryan Allen, PK/P
 Josh Andrews, OL
 Matt Barker, PK
 Tyler Bills, LS
 Jordan Bishop, WR
 Tom Black, DE
 John Braun, OL
 Keo Camat, LB
 Brady Camp, TE
 Sean Canfield, QB
 Darrell Catchings, WR
 Tim Clark, CB
 Cameron Collins, S
 Howard Croom, TE
 Will Darkins, FB
 Dax Dilbeck, S
 James Dockery, CB
 Burke Ellis, OL
 Grant Enger, OL
 Jesse Fifita, DT
 Kevin Frahm, DE
 Geoff Garner, OL

Joe Halahuni, TE
 Garrett Hall, WR
 Nathan Hannah, OL
 Brandon Hardin, CB
 Micah Hatfield, WR
 Johnny Hekker, P
 Patrick Henderson, CB
 Taylor Henry, DE
 Travis Horton, DE
 Evan Hull, DT
 Mitchel Hunt, DT
 Ashton Jefferson, RB
 Jordan Jenkins, RB
 Grant Johnson, OG
 Paul Jones, LB
 Justin Kahut, PK
 Ryan Katz, QB
 Taylor Kavanaugh, WR
 Devon Kell, DE
 Colin Kelly, OL
 Casey Kjos, WR
 Keaton Kristick, LB
 Josh LaGrone, S

Matt LaGrone, DE
 Peter Lalich, QB
 Michael Lamb, OL
 Levi Levasa, S
 Alex Linnenkohl, C
 Jack Lomax, QB
 Colin Lyons, OL
 Aaron Magnuson, OL
 Sean Martin, CB
 Castro Masaniai, DT
 Wilder McAndrews, OL
 Ryan McCants, RB
 Shawn McGarity, WR
 Gabe Miller, DE
 Lance Mitchell, S
 Latu Moala, DT
 Lyle Moevao, QB
 Ben Motter, OL
 Geno Munoz, WR
 Sioeli Nau, DT
 Aaron Nichols, WR
 Zane Norris, LB
 Brennan Olander, DT

Kaua Olds, CB
 Timi Oshinowo, OL
 David Pa'aluhii III, LB
 Keith Pankey, LB
 Josh Parish, RB
 Keynan Parker, CB
 Dylan Parsons, FB
 Gregg Peat, OG
 Marcus Perry, LS
 Michael Philipp, OT
 Ryan Pohl, OL
 Jordan Poyer, S
 Colby Prince, TE
 John Reese, TE
 Mike Remmers, OT
 Rashad Reynolds, CB
 Dwight Roberson, LB
 Rueben Robinson, LB
 Jacquizz Rodgers, RB
 James Rodgers, WR
 Mana Rosa, DE
 David Ross, CB

Rory Ross, OL
 Zeke Sanders, S
 Andrew Seumalo, DE
 Mitch Singler, WR
 Jovan Stevenson, RB
 Ben Terry, DE
 Tyler Thomas, OL
 Tonu Tuimalealifano, DT
 Suaesi Tuimaunei, S
 Devin 'Unga, LB
 Kevin 'Unga, LB
 Walker Vave, LB
 Cody Vaz, QB
 Kevan Walker, WR
 Anthony Watkins, S
 Brian Watkins, CB
 Markus Wheaton, WR
 Reggie Williams, LB
 Tony Wilson, LB
 Clayton York, FB

BOWL GAME SUMMARIES

2008 — SUN BOWL — OSU VS. PITTSBURGH

OREGON STATE 3
PITTSBURGH 0

Sun Bowl

El Paso, Texas • Dec. 31, 2008

Weather — 48 degrees, Clear, W-9 (South-Southwest)

Three points, 20 punts and 10 sacks. Go ahead and say it was unsightly, but Oregon State coach **Mike Riley** saw nothing short of a masterpiece.

In the lowest-scoring major bowl game in a half-century, the Beavers shut down No. 20 Pittsburgh 3-0 in the Sun Bowl on **Justin Kahut's** 44-yard field goal.

"That's the game we were in," Riley said. "We played that game. We ended up winning it. Some people will call it ugly, but I can't."

The defensive struggle went on all day. Pitt kicker Connor Lee tried a 58-yard field goal in the closing minutes but the ball, helped by a steady wind, dropped just short of the crossbar.

"I had more confidence in a 58-yard field goal try than going for it on fourth-and-8," Pitt coach Dave Wannstedt said. "I wanted to give our team a chance. I really thought he could kick it."

Not since Air Force and TCU played to 0-0 standoff in the Cotton Bowl on Jan. 1, 1959, had a bowl produced so few points. It was also the lowest-scoring Sun Bowl since a scoreless tie in 1940 between Catholic and Arizona State.

"We were three downs and out way too much," Riley said. "We put a terrific burden on our defense and we put a lot of burden on the punt team. They came through. That's the game we were in and we played that game. We ended up winning it."

The Beavers (9-4) improved to 5-0 in bowls since Riley began his second stint as their coach in 2003. Kahut provided the only points with his kick shortly before halftime.

Riley liked the way his team rebounded from a 65-38 loss to rival Oregon that denied Oregon State a Rose Bowl berth.

"Guys sulked for a bit," Beavers' defensive end **Victor Butler** said. "But in the end you've got to get your head in the game. You've got to go play football because the other team wants to play and win just as much as you do."

Riley stood at the interview table and added: "That is well said."

Pitt (9-4), making its first bowl appearance since the 2004 season and the first under Wannstedt, led the Big East in scoring this season, averaging 29.3 points per game. The Panthers managed just 178 total yards.

"We couldn't get anything on offense started at all," standout tailback **LeSean McCoy** said. "We played horribly."

There was no sign of offense in El Paso, not with McCoy held to 85 yards rushing after averaging 116.9 yards per game this season. Quarterback **Bill Stull** was 7-for-24 for 52 yards with one interception.

"When you talk about our defense, that was a beautiful performance against a running back that some said was one of the best in the country," Riley said.

The Beavers also won without their spectacular brothers, tailback **Jacquizz Rodgers** and receiver **James Rodgers**, both out with shoulder injuries.

"We have a lot of athletes who can step in," quarterback **Lyle Moevao** said. "Without those guys, it was definitely a big loss but we were still able to manage the game."

Reserve tailback **Jeremy Francis** had 76 yards rushing and Moevao was 21-for-42 for 193 yards passing with two interceptions. The Beavers finished with 273 total yards. The Panthers finally got a spark early in the fourth quarter when T.J. Porter returned a punt 36 yards to Oregon State's 42.

But three plays later, the big return was wasted because Butler, who had four sacks, stripped Stull and recovered the fumble.

"It's an understatement to say how much he impacted this game," Riley said. Oregon State led 3-0 after Kahut connected on his field goal with 2:18 remaining before halftime. He later missed a 37-yard attempt midway through the third period.

The Beavers came up empty on the best touchdown opportunity by either team. Officials ruled tight end **John Reese** was out of bounds on an apparent 9-yard TD reception 10 seconds before the break.

"This is the game it turned out to be," Riley said. "It didn't have to be 3-0. We missed some red-zone opportunities."

The call was upheld after a replay review, and on the next play, Pitt linebacker **Scott McKillop** -- the Big East defensive player of the year -- intercepted Moevao's pass in the end zone.

"We left a couple of plays on the field today," McKillop said. "We just didn't come out in the second half and set the tone."



TEAM STATISTICS

	OSU	PITT
First Downs	15	10
Rushing	6	6
Passing	9	4
Penalty	0	0
Net Rushing	80	89
Net Passing	30	89
Pass Attempts	43	28
Pass Comp.	21	9
Pass INT	2	1
Offensive Plays	73	65
Net Yards	193	178
Fumbles-Lost	1-1	2-1
Penalties-Yards	7-48	2-15
Punts-Yards	10-450	10-429
Punt Returns-Yards	3-9	6-86
Kickoff Returns-Yards	3-0	2-36
Possession Time	30:50	29:10
3rd Down Conversions	3-17	2-15
4th Down Conversions	1-1	0-1
Sacks by - Yards	5-23	5-46

SCORING SUMMARY

	1	2	3	4	-	F
OREGON STATE	0	3	0	0	-	3
PITTSBURGH	0	0	0	0	-	0

2nd OSU - Justin Kahut 44-yard field goal

Attendance: 49,037

INDIVIDUAL STATISTICS

OREGON STATE

RUSHING	ATT.	YDG	TD	LG
Jeremy Francis	15	76	0	19
Ryan McCants	6	23	0	9
Sammie Stroughter	2	19	0	18
Darrell Catchings	1	-2	0	0
Lyle Moevao	6	-36	0	10
Totals	30	80	0	19

PASSING	ATT-COMP-INT	YDS	TD	LG	SACK
Lyle Moevao	42-21-2	193	0	24	5
Sammie Stroughter	1-0-0	0	0	0	0
Totals	43-21-2	193	0	24	5

RECEIVING	NO.	YDS	TD	LG
Sammie Stroughter	6	88	0	24
Shane Morales	5	79	0	22
Chris Johnson	3	21	0	11
Jeremy Francis	3	-6	0	0
Ryan McCants	2	6	0	4
John Reese	1	3	0	3
Brady Camp	1	2	0	2
Totals	21	193	0	24

PUNTING	NO.	YDS	AVG.	LG	IN 20
Johnny Hekker	10	450	45.0	57	5
Totals	10	450	45.0	57	5

KICKOFF RETURNS	NO.	YDS	LG	TD
None				

PUNT RETURNS	NO.	YDS	LG	TD
Sammie Stroughter	3	9	6	0
Totals	3	9	6	0

FIELD GOALS: Justin Kahut 44-yard (Made), 37-yard (Missed).

INDIVIDUAL STATISTICS

PITTSBURGH

RUSHING	ATT.	YDG	TD	LG
LeSean McCoy	24	85	0	12
LaRod Stephens	7	29	0	29
TEAM	1	-2	0	0
Pat Bostick	2	-9	0	0
Bill Stull	3	-14	0	0
Totals	37	89	0	29

PASSING	ATT-COMP-INT	YDS	TD	LG	SACK
Bill Stull	24-7-1	52	0	12	3
Pat Bostick	3-2-0	37	0	20	2
TEAM	1-0-0	0	0	0	0
Totals	28-9-1	89	0	20	5

RECEIVING	NO.	YDS	TD	LG
Dorin Dickerson	2	37	0	20
Nate Byham	2	10	0	8
Derek Kinder	1	12	0	12
Cedric McGee	1	11	0	11
LaRod Stephens	1	8	0	8
LeSean McCoy	1	6	0	6
T.J. Porter	1	5	0	5
Totals	9	89	0	20

PUNTING	NO.	YDS	AVG.	LG	IN 20
Dave Brytus	9	394	43.8	57	1
Dan Hutchins	1	35	35.0	35	0
Totals	10	429	42.9	57	1

KICKOFF RETURNS	NO.	YDS	LG	TD
Aundre Wright	2	36	20	0
Totals	2	36	20	0

PUNT RETURNS	NO.	YDS	LG	TD
T.J. Porter	6	86	36	0
Totals	6	86	36	0

FIELD GOALS: Connor Lee 57-yard (Missed)

2008 SUN BOWL ROSTER

Damolola Adeniji, WR
Al Afalava, S
Ryan Allen, PK/P
Zach Anderson, QB
Matt Barker, PK
Jordan Bishop, WR
Pernell Booth, DT
Kyle Brown, WR
Victor Butler, DE
Keo Camat, LB
Brady Camp, TE
Sean Canfield, QB
Darrell Catchings, WR
Dennis Christopher, LB
Tim Clark, CB
Cameron Collins, S
Isaiah Cook, LB
Bryant Cornell, LB
Howard Croom, TE
Will Darkins, LB
James Dockery, CB
Curtis Dodson, DE
Burke Ellis, OG

Justin Engstrom, QB
Jesse Fifita, DT
Kevin Frahm, DE
Jeremy Francis, RB
Joe Halahuni, TE
Austin Hall, S
Nathan Hannah, OL
Tom Hansen, DE
Brandon Hardin, CB
Johnny Hekker, P
Marcus Henderson, CB
Patrick Henderson, CB
Taylor Henry, DE
Brandon Hughes, CB
Evan Hull, DL
Mitchel Hunt, DT
Jordan Jenkins, RB
Chris Johnson, WR
Grant Johnson, C
Paul Jones, LB
Justin Kahut, PK
Ryan Katz, QB
Taylor Kavanaugh, WR

Colin Kelly, OT
Casey Kjos, WR
Kameron Krebs, LB
Kaulin Krebs, WR
Keaton Kristick, LB
Josh LaGrone, S
Slade LaGrone, DE
Peter Lalich, QB
Michael Lamb, OG
Greg Laybourn, S
Andy Levitre, OT
Keenan Lewis, CB
Alex Linnenkohl, C
Colin Lyons, OL
Castro Masaniai, DT
Wilder McAndrews, OT
Ryan McCants, RB
Shawn McGarity, WR
Brent McNeil, OL
Gabe Miller, TE
Lance Mitchell, S
Latu Moala, DT
Lyle Moevao, QB

Shane Morales, WR
Ben Motter, OL
Geno Munoz, WR
Sioeli Nau, DT
Aaron Nichols, WR
Casey Noack, LB
Matt Peat, OG
Zane Norris, LB
Brennan Olander, DT
Kaua Olds, CB
Timi Oshinowo, OT
David Pa'aluhii III, LB
Keith Pankey, LB
Kevin Pankey, TE
Josh Parish, RB
Keynan Parker, CB
Gregg Peat, OG
Jeremy Perry, OG
Marcus Perry, LS
Ryan Pohl, OL
Colby Prince, TE
John Reese, TE
Mike Remmers, OT

Dwight Roberson, LB
Jacquizz Rodgers, RB
James Rodgers, WR
David Ross, CB
Rory Ross, OL
John Roy, C
Sean Sehnm, PK/P
Andrew Seumalo, DE
Brennan Sim, QB
Adam Speer, OG
Sammie Stroughter, WR
Ben Terry, DE
Tavita Thompson, OT
Tonu Tuimalaelifano, DL
Suasei Tuimaunai, S
Walker Vave, LB
Kevan Walker, WR
Anthony Watkins, S
Brian Watkins, DB
Tony Wilson, LB
Clayton York, RB

BOWL GAME SUMMARIES

2007 — EMERALD BOWL — OSU VS. MARYLAND

OREGON STATE 21
MARYLAND 14

AT&T Park
San Francisco, Calif. • Dec. 28, 2007
Weather — 47 degrees, Cloudy

The first meeting between the two programs in the sixth annual Emerald Bowl at AT&T Park proved to be entertaining, but both teams showed some rustiness after the long layoff from the regular season. The game was played in misty turning to rainy conditions as it progressed.

The Beaver defense, which had been fierce in the first quarter allowing just 16 points all season, was surprised as the Terrapins hit for two touchdowns. The Terps went 80 yards on the opening drive of the game culminating in Chris Turner's 9-yard pass to Isaiah Williams.

Oregon State answered on the following drive that saw starting quarterback **Lyle Moevao** being injured and forcing **Sean Canfield**, who had been out since Nov. 3 at USC, into the game. The lefty tied the score with a 14-yard pass to **James Rodgers**. Maryland would regain the lead when Turner hit Darrius Heyward-Bey for 63 yards — that was the last of the scoring for the ACC bunch.

Canfield worked the team down the field in the last two minutes of the half before **Yvenson Bernard**, who would earn offensive MVP of the game, scored from two yards out to tie the game at 14-14.


Neither team mounted much offense in the third quarter until Beaver punt returner **Taylor Kavanaugh** posted a 26-yard return to the Terps 36 to set up what proved to be the winning score. Bernard took a first down handoff and went 29 yards and two plays later approached the goal line only to fumble, but it was pounced on by Rodgers for the score.

Maryland had just two possessions in the fourth quarter and when the Beavers took over with 6:24 left in the game, it was one of the most memorable drives in school history. The drive didn't amount to any scoring, but OSU picked up six first downs in forcing Maryland to use its final two timeouts.

"I'm really proud of our football team for fighting through a strange game in a lot of ways," coach **Mike Riley** said. "I thought the defense got stronger and stronger as the game went on. ... Offensively, I couldn't describe what the formula is — just getting the ball to **Yvenson Bernard** and **James Rodgers** as much as possible."

Bernard finished with 177 yards and linebacker **Derrick Doggett** earned defensive MVP honors with eight tackles, including a 14-yard sack.

Riley led OSU to its fourth consecutive bowl win — all under Riley's watch.



TEAM STATISTICS

	OSU	MD
First Downs	24	11
Rushing	17	2
Passing	25	7
Penalty	2	2
Net Rushing	275	19
Net Passing	108	205
Pass Attempts	23	29
Pass Comp.	13	17
Pass INT	1	2
Offensive Plays	77	54
Net Yards	383	224
Fumbles-Lost	3-2	1-0
Penalties-Yards	7-54	7-57
Punts-Yards	5-161	7-263
Punt Returns-Yards	4-54	2-(-3)
Kickoff Returns-Yards	3-63	4-64
Possession Time	33:13	26:47
3rd Down Conversions	7-15	2-11
4th Down Conversions	0-0	0-0
Sacks by - Yards	2-19	5-23

SCORING SUMMARY

	1	2	3	4	-	F
MARYLAND	14	0	0	0	-	14
OREGON STATE	7	7	7	0	-	21

- 1st MD - Isaiah Williams 9-yard pass from Chris Turner (Egekeze kick)
OSU - James Rodgers 14-yard pass from Sean Canfield (Serna kick)
MD - Darrius Heyward-Bey 63-yard pass from Chris Turner (Egekeze kick)
2nd OSU - Yvenson Bernard 2-yard run (Serna kick)
3rd OSU - James Rodgers 0-yard fumble recovery (Serna kick)

Attendance: 32,517

INDIVIDUAL STATISTICS

OREGON STATE

RUSHING	ATT.	NYG	TD	LG
Yvenson Bernard	38	177	1	29
James Rodgers	10	115	1	35
Matt Sieverson	1	0	0	0
Lyle Moevao	2	-4	0	0
Sean Canfield	3	-13	0	0
Totals	54	275	2	35

PASSING	ATT-COMP-INT	YDS	TD	LG	SACK
Sean Canfield	14-8-1	68	1	14	3
Lyle Moevao	9-5-0	40	0	13	2
Totals	23-13-1	108	1	14	5

RECEIVING	NO.	YDS	TD	LG
James Rodgers	5	40	1	14
Shane Morales	3	21	0	10
Chris Johnson	2	19	0	13
Brady Camp	1	12	0	12
Darrell Catchings	1	12	0	12
Brandon Powers	1	4	0	4
Totals	13	108	1	14

PUNTING	NO.	YDS	AVG.	LG	IN 20
Alexis Serna	5	161	32.2	44	1
Totals	5	161	32.2	44	1

KICKOFF RETURNS	NO.	YDS	LG	TD
Gerard Lawson	2	48	24	0
James Rodgers	1	15	15	0
Totals	2	47	28	0

PUNT RETURNS	NO.	YDS	LG	TD
Taylor Kavanaugh	4	54	26	0
Totals	4	54	26	0

FIELD GOALS: Alexis Serna 48-yard (Missed)

INDIVIDUAL STATISTICS

MARYLAND

RUSHING	ATT.	NYG	TD	LG
Keon Lattimore	7	16	0	4
Emani Lee-Odai	1	11	0	11
Lance Ball	10	5	0	2
Da'Rel Scott	1	0	0	0
Team	1	-1	0	0
Chris Turner	5	-12	0	4
Totals	25	19	0	11

PASSING	ATT-COMP-INT	YDS	TD	LG	SACK
Chris Turner	29-17-2	205	2	63	2
Totals	29-17-2	205	2	63	2

RECEIVING	NO.	YDS	TD	LG
Darrius Heyward-Bey	3	99	1	63
Isaiah Williams	3	39	1	28
Joey Haynos	3	31	0	15
Jason Goode	3	15	0	9
Lance Ball	3	10	0	15
Keon Lattimore	1	6	0	6
Emani Lee-Odai	1	5	0	5
Totals	17	205	2	63

PUNTING	NO.	YDS	AVG.	LG	IN 20
Travis Baltz	7	263	37.6	44	2
Totals	7	263	37.6	44	2

KICKOFF RETURNS	NO.	YDS	LG	TD
Da'Rel Scott	2	36	28	0
Terrell Skinner	2	28	17	0
Totals	4	64	28	0

PUNT RETURNS	NO.	YDS	LG	TD
Christian Varner	2	-3	7	0
Totals	2	-3	7	0

FIELD GOALS: Obi Egekeze 32-yard (Missed)

2007 EMERALD BOWL ROSTER


Damola Adeniji, WR	Alan Darlin, LB	Josh Huss, OL	Adam Mobley, LB	Mike Remmers, OT
Al Afalava, S	Kyle DeVan, C	Chris Johnson, WR	Lyle Moevao, QB	Eric Rider, LB
William 'Akau'ola Vea, DT	James Dockery, S	Grant Johnson, C	Ahmed Mokhtar, RB	Dwight Roberson, LB
Kyle Bell, DE	Curtis Dodson, DE	Paul Jones, LB	Shane Morales, WR	Keith Robertson, DT
Yvenson Bernard, RB	Derrick Doggett, LB	Justin Kahut, PK	Ben Motter, OL	Ikaika Rodenhurst, OL
Pernell Booth, DT	Daniel Drayton, S	Taylor Kavanaugh, WR	Sioeli Nau, DT	James Rodgers, WR
Anthony Brown, WR	Burke Ellis, OG	Casey Kjos, WR	Aaron Nichols, WR	David Ross, CB
Kyle Brown, WR	Justin Engstrom, QB	Keaton Kristick, LB	Casey Noack, LB	Roy Schuening, OG
Victor Butler, DE	Kevin Frahm, DE	Jeff Kruskamp, DE	Mau Noman, OT	Alexis Serna, PK/P
Keo Camat, LB	Naymon Frank, DE	Michael Lamb, OG	Slade Norris, DE	Matthew Sieverson, RB
Brady Camp, TE	Patrick Fuller, RB	Joey LaRocque, LB	Brennan Olander, DT	Brennan Sim, QB
Sean Canfield, QB	Ryan Gunderson, QB	Gerard Lawson, CB	Sam Oltman, WR	Dorian Smith, DE
Darrell Catchings, WR	Joe Halahuni, TE	Greg Laybourn, S	Timi Oshinowo, DT	Carl Sommer, DE
Dennis Christopher, LB	Austin Hall, S	Gerard Lee, DT	David Pa'aluhii III, LB	Adam Speer, OG
Tim Clark, CB	Nathan Hannan, OL	Andy Levitre, OT	Keith Pankey, LB	Andy Stewart, FB
Joel Cohen, LS	Tom Hansen, DL	Keenan Lewis, CB	Joshua Parish, LB	Sammie Stroughter, WR
Curtis Coker, DT	Brandon Hardin, CB	Alex Linnenkohl, OL	Bryan Payton, S	Tavita Thompson, OT
Michael Cole, OL	Kyle Harper, P	Wilder McAndrews, OT	Gregg Peat, OG	Tonu Tuimalealiifano, DL
Cameron Collins, S	Marcus Henderson, C	Ryan McCants, RB	Jeremy Perry, OG	Suaesi Tuimaunani, S
Isaiah Cook, LB	Patrick Henderson, CB	Shawn McGarity, WR	Ryan Pohl, OT	Jeff Van Orsow, DE
Bryant Cornell, LB	Brandon Hughes, CB	Gabe Miller, TE	Clinton Polk, RB	Walker Vave, LB
Howard Croom, TE	Howard Hull, DL	Lance Mitchell, S	Brandon Powers, WR	Jake Webber, PK
Will Darkins, LB	Mitchell Hunt, DT	Latu Moala, DT	John Reese, TE	

BOWL GAME SUMMARIES

2006 — SUN BOWL — OSU VS. MISSOURI

OREGON STATE 39
MISSOURI 38

Sun Bowl
El Paso, Texas • Dec. 29, 2006
Weather — 48 degrees, Sunny



Oregon State wanted nothing to do with overtime. **Yvenson Bernard** pushed into the end zone on a gutsy 2-point conversion run after **Joe Newton** caught a 14-yard touchdown pass with 22.1 seconds left, and No. 24 Oregon State beat Missouri 39-38 in the 73rd annual Sun Bowl. The win was OSU's third consecutive bowl victory.

The Beavers trailed by 14 points with 12:08 to go before rallying for their eighth victory in nine games. Bernard's 7-yard reception had cut the gap to seven with 6:02 to go.

Tony Temple had 194 yards, four short of the Sun Bowl record, on 20 carries with two touchdowns and Chase Daniel threw two touchdown passes for Missouri (8-5).

Senior quarterback **Matt Moore** threw four touchdown passes, a Sun Bowl record, and ran for a fifth for Oregon State. He was 5-for-7 for 55 yards on the winning drive, set up after **Sammie Stroughter's** 38-yard punt return to the Oregon State 46.

Bernard's conversion run came after Missouri called a timeout to freeze kicker **Alexis Serna** before the extra point. Instead, it gave the Beavers time to persuade coach **Mike Riley** to go for two — and the gamble paid off.

Missouri had seven plays of 29 yards or longer, including Danario Alexander's 74-yard touchdown catch and Temple's 65-yard run. Missouri responded after Oregon State scored on its opening drive of the second half for a 21-17 lead.

Tommie Saunders' 29-yard TD catch from tight end Chase Coffman off a lateral gave the lead back to Missouri and Temple's 65-yard untouched touchdown run seemingly put the Tigers in control at 31-21 with 5:58 in the third.

The victory was the latest in a series of nail-biters for Oregon State, which beat Hawai'i and Oregon by a combined five points in the last two regular-season games.

Moore was 31-for-54 for 356 yards and set a school record of 182 passes without an interception before getting picked off by Brandon Massey in the third quarter. Oregon State retained possession on the play after Massey fumbled.

The longest season in OSU history ended with the Beavers posting the second most victories ever for the program with 10. Oregon State ended the year No. 21 in the final Associated Press Poll, and No. 22 in the final USA Today Poll and Bowl Championship Series standings.

TEAM STATISTICS

	OSU	MISSOURI
First Downs	31	21
Rushing	6	7
Passing	24	13
Penalty	0	1
Net Rushing	101	202
Net Passing	356	359
Pass Attempts	54	32
Pass Comp.	31	17
Pass INT	1	0
Offensive Plays	83	65
Net Yards	457	561
Fumbles-Lost	1-1	3-2
Penalties-Yards	2-15	1-15
Punts-Yards	5-213	5-191
Punt Returns-Yards	3-54	1-(-1)
Kickoff Returns-Yards	2-47	1-9
Possession Time	33:35	26:25
3rd Down Conversions	6-15	5-13
4th Down Conversions	2-3	1-1
Sacks by - Yards	3-23	2-16

SCORING SUMMARY

	1	2	3	4	-	F
OREGON STATE	14	0	7	18	-	39
MISSOURI	7	10	14	7	-	38

- 1st **MISSOURI** — Tony Temple 7-yard run (Wolfert kick)
OSU — Sammie Stroughter 13-yard pass from Matt Moore (Serna kick)
OSU — Matt Moore 1-yard run (Serna kick)
- 2nd **MISSOURI** — Jeff Wolfert 30-yard field goal
MISSOURI — Danario Alexander 74-yard pass from Chase Daniel (Wolfert kick)
- 3rd **OSU** — Joe Newton 11-yard pass from Matt Moore (Serna kick)
MISSOURI — Tommy Saunders 29-yard pass from Chase Coffman (Wolfert kick)
MISSOURI — Tony Temple 65-yard run (Wolfert kick)
- 4th **OSU** — Alexis Serna 29-yard field goal
MISSOURI — Chase Coffman 18-yard pass from Chase Daniel (Wolfert kick)
OSU — Yvenson Bernard 7-yard pass from Matt Moore (Serna kick)
OSU — Joe Newton 14-yard pass from Matt Moore (Bernard rush)

Attendance: 48,732

INDIVIDUAL STATISTICS

OREGON STATE

RUSHING	ATT.	NYG	TD	LG
Yvenson Bernard	23	97	0	28
Ruben Jackson	1	16	0	16
Matt Moore	5	-12	1	1
Totals	29	101	1	28

PASSING	ATT-COMP-INT	YDS	TD	LG	SACK
Matt Moore	54-31-1	356	4	30	2
Totals	54-31-1	356	4	30	2

RECEIVING	NO.	YDS	TD	LG
Sammie Stroughter	8	87	1	17
Yvenson Bernard	8	69	1	14
Joe Newton	6	74	2	15
Brandon Powers	3	51	0	27
Jason Vandiver	3	26	0	14
Ruben Jackson	2	19	0	15
Chris Johnson	1	30	0	30
Totals	31	356	4	30

PUNTING	NO.	YDS	AVG.	LG	IN 20
Kyle Loomis	5	213	42.6	48	1
Totals	5	213	42.6	48	1

KICKOFF RETURNS	NO.	YDS	LG	TD
Gerard Lawson	1	28	28	0
Coye Francies	1	19	19	0
Totals	2	47	28	0

PUNT RETURNS	NO.	YDS	LG	TD
Sammie Stroughter	3	54	39	0
Totals	3	54	39	0

FIELD GOALS: Alexis Serna 29-yard (Good)

INDIVIDUAL STATISTICS

MISSOURI

RUSHING	ATT.	NYG	TD	LG
Tony Temple	20	194	2	65
Jared Perry	3	13	0	7
Martin Rucker	1	9	0	9
Chase Daniel	9	-14	0	13
Totals	33	202	2	65

PASSING	ATT-COMP-INT	YDS	TD	LG	SACK
Chase Daniel	29-16-0	330	2	74	3
Chase Coffman	1-1-0	29	1	29	0
Tommy Saunders	1-0-0	0	0	0	0
TEAM	1-0-0	0	0	0	0
Totals	32-17-0	359	3	74	3

RECEIVING	NO.	YDS	TD	LG
Martin Rucker	6	67	0	18
Chase Coffman	5	83	1	37
Brad Ekwerekwu	2	79	0	42
Tommy Saunders	2	40	1	29
Danario Alexander	1	74	1	74
Jared Perry	1	16	0	16
Totals	17	359	3	74

PUNTING	NO.	YDS	AVG.	LG	IN 20
Adam Cossett	5	191	38.2	46	1
Totals	5	191	38.2	46	1

KICKOFF RETURNS	NO.	YDS	LG	TD
Jimmy Jackson	1	9	9	0
Totals	1	9	9	0

PUNT RETURNS	NO.	YDS	LG	TD
Tommy Saunders	1	-1	0	0
Totals	1	-1	0	0

FIELD GOALS: Jeff Wolfert 30-yard (Good)

2006 SUN BOWL ROSTER

Al Afalava, S	James Dockery, S	Casey Kjos, WR	Joe Newton, TE	Mana Silva, QB
William 'Akau'ola Vea, DT	Derrick Doggett, LB	Daniel Klobes, S	Papapa Nicholas, DL	Brennan Sim, QB
Yvenson Bernard, RB	Daniel Drayton, S	Adam Koets, OT	Aaron Nichols, WR	Dorian Smith, DE
Pernell Booth, DT	Coye Francies, CB	Keaton Kristick, LB	Casey Noack, LB	Michael Sorem, RB
Kyle Brown, WR	Naymon Frank, DE	Jeff Kruskamp, DE	Slade Norris, LB	Adam Speer, OL
Victor Butler, DE	Matt Froslund, WR	Joey LaRocque, LB	Lahaina Olsen-Kuroda, WR	Eddie Stamm, LB
Keo Camat, LB	Taani Fuahala, DL	Gerard Lawson, CB	Sam Oltman, WR	Andy Stewart, RB
Brady Camp, TE	Patrick Fuller, RB	Greg Laybourn, S	Timi Oshinowo, OL	Micah Strickland, RB
Sean Canfield, QB	Ryan Gunderson, QB	Gerard Lee, DT	Bryan Payton, S	Sammie Stroughter, WR
Aaron Carlson, LS	Austin Hall, S	Joe Lemma, DE	Gregg Peat, OL	Jon Strowbridge, P
Tony Carrasco, RB	Nathan Hannah, OL	Andy Levitre, OL	Jeremy Perry, OG	Zach Tarver, WR
Shane Cavanaugh, S	Tom Hansen, LB	Keenan Lewis, CB	Sabby Piscitelli, S	Tavita Thompson, S
Dennis Christopher, LB	Zach Harris, OL	Josh Linehan, OT	Ryan Pohl, OL	Suaesi Tuimaunei, OL
Tim Clark, CB	Marcus Henderson, C	Alex Linnenkohl, OL	Clinton Polk, RB	Jeff Van Orsow, DE
Joel Cohen, LS	Patrick Henderson, CB	Kyle Loomis, P	Brandon Powers, WR	Jason Vandiver, TE
Curtis Coker, DT	Rickey Herod, CB	Kellen Marshall, CB	John Reese, TE	Jake Webber, PK
Isaiah Cook, LB	Brandon Hughes, WR	Gabe Miller, TE	Dwight Robertson, LB	Darnley Weekes, LB
Bryant Cornell, LB	Mitchel Hunt, DT	Eric Moala Liava'a, LB	Ikaika Rodenhurst, OL	Daniel Weis, TE
Howard Croom, TE	Ruben Jackson, WR	Adam Mobley, S	Roy Schuening, OG	Anthony Wheat-Brown, WR
Alan Darlin, LB	Chris Johnson, WR	Lyle Moevao, QB	Alexis Serna, PK	
Brian Davilla, WR	Justin Kahut, PK	Matt Moore, QB	Ben Siegert, DT	
Kyle DeVan, C	Taylor Kavanaugh, WR	Shane Morales, WR	Matthew Sievers, FS	

BOWL GAME SUMMARIES

2004 — INSIGHT BOWL — OSU VS. NOTRE DAME

OREGON STATE 38
NOTRE DAME 21

Bank One Ballpark
Phoenix, Ariz. • Dec. 28, 2004
Weather — Indoors

PHOENIX, Ariz — For the second time since 2000 Oregon State and Notre Dame met in a bowl game in the Valley of the Sun. For the second time Oregon State made a statement with a 38-21 win over the Fighting Irish in the 16th annual Insight Bowl at Bank One Ballpark. The game was televised nationally by ESPN and featured an Insight Bowl attendance record of 45,917.

The Beavers, led by senior quarterback **Derek Anderson**, scored on two of their first three possessions and would eventually build a 21-0 lead midway through the second quarter. Notre Dame fought back to within 24-14 before Anderson put together arguably the best drive of his four-year career. The Scappoose native took OSU on a 90-yard, 12-play drive that concluded on a 1-yard touchdown pass to tight end **Joe Newton**, the last of two touchdown scores for the sophomore.

The win capped a rags to riches season for the Beavers and fourth-year head coach **Mike Riley**. OSU began the season 1-4, but rallied to win six of the final seven contests and end the year as one of the hottest teams in the nation.

"It was a big game for us," OSU quarterback **Derek Anderson** said. "To bounce back from the start that we had in this season and finish like this, it's huge."

Anderson, the offensive MVP of the Insight Bowl, tied a bowl record with four touchdown passes and turned in the sixth best passing mark in the history of the event with 358 yards. He connected with eight different receivers and was responsible for all but 20 yards of the entire offensive output.

Oregon State's first score was set up by a 52-yard punt return by freshman **Sammie Stroughter**. The Beavers began the drive at the Irish 27. Four plays later Anderson connected with senior **George Gillett** for a 12-yard score.

A second freshman set up the Beavers for their next score as **Derrick Doggett** blocked D.J. Fitzpatrick's punt and recovered on the four-yard line. Anderson found Newton on the second play, after being sacked, to push the lead to 14-0.

The Beavers third score came as Anderson found reserve tight end **Dan Haines** for 11 yards. Notre Dame desperately responded to stay in the game late in the half, scoring with 56 seconds remaining, on a 13-yard pass from quarterback Brady Quinn to tight end Anthony Fasano.

The second half began with cornerback **Aric Williams** intercepting Quinn as the Irish were putting together a nice drive that could have closed the gap. Williams' interception led to an **Alexis Serna** 38-yard field goal to make the score 24-7.


Notre Dame did close the gap to 24-14 after Jerome Collins blocked **Sam Paulescu's** punt. The Irish's best drive of the game went 49 yards on six plays and was capped by a Darius Walker five-yard touchdown run.

The third quarter ended with OSU leading 24-14 and Notre Dame appeared to have momentum on its side, before Anderson's game breaking 90-yard drive.

Senior tailback **Dwight Wright** concluded the Beaver scoring on a 2-yard run with 3:19 remaining. "This team has gained a lot of notoriety for Oregon State," head coach **Mike Riley** said after the game. "Big games against the two defending national champions (LSU and USC), we didn't win 'em but we certainly had opportunities.

"The big win against our arch rival (Oregon), a nice bowl win, beating all the Northwest schools. I think this team made its mark under some trying times."

For Oregon State it was its third bowl victory in its last four postseason appearances. Junior linebacker **Trent Bray**, who had a game-high 10 tackles, was named the defensive MVP and Newton earned the ESPN Capital One Player of the Game honor.



TEAM STATISTICS

	OSU	ND
First Downs	19	17
Rushing	2	3
Passing	17	11
Penalty	0	3
Net Rushing	20	59
Net Passing	358	217
Pass Attempts	45	33
Pass Comp.	28	18
Pass INT	0	1
Offensive Plays	63	66
Net Yards	378	276
Fumbles-Lost	1-0	0-0
Penalties-Yards	5-45	2-10
Punts-Yards	4-141	8-255
Punt Returns-Yards	5-77	1-7
Kickoff Returns-Yards	3-34	6-109
Possession Time	25:42	34:18
3rd Down Conversions	6-14	7-16
4th Down Conversions	1-1	0-0
Sacks by - Yards	2-13	3-23

SCORING SUMMARY

	1	2	3	4	-	F
NOTRE DAME	0	7	7	7	-	21
OREGON STATE	14	7	3	14	-	38

- 1st OSU** — George Gillett 12-yard pass from Derek Anderson (Serna kick)
OSU — Joe Newton 11-yard pass from Derek Anderson (Serna kick)
2nd OSU — Dan Haines 11-yard pass from Derek Anderson (Serna kick)
ND — Anthony Fasano 13-yard pass from Brady Quinn (Fitzpatrick kick)
3rd OSU — Alexis Serna 38-yard field goal
ND — Darius Walker 5-yard run (Fitzpatrick kick)
4th OSU — Joe Newton 1-yard pass from Derek Anderson (Serna kick)
ND — Rhema McKnight 18-yard pass from Brady Quinn (Fitzpatrick kick)
OSU — Dwight Wright 2-yard run (Serna kick)

Attendance: 45,917

INDIVIDUAL STATISTICS

OREGON STATE

RUSHING	ATT.	YVG	TD	LG
Dwight Wright	9	24	1	8
Ryan Cole	3	3	0	1
Team	1	-1	0	0
Derek Anderson	5	-6	0	15
Totals	18	20	1	15

PASSING	ATT-COMP-INT	YDS	TD	LG	SACK
Derek Anderson	45-28-0	358	4	37	4
Totals	45-28-0	358	4	37	4

RECEIVING	NO.	YDS	TD	LG
Joe Newton	7	85	2	25
Mike Hass	5	105	0	37
George Gillett	4	62	1	31
Marcel Love	4	37	0	15
Dan Haines	3	25	1	11
Yverson Bernard	2	19	0	17
Dwight Wright	2	16	0	10
Josh Hawkins	1	9	0	9
Totals	28	358	4	37

PUNTING	NO.	YDS	AVG.	LG	IN 20
Sam Paulescu	3	124	41.3	48	2
Team	1	17	17.0	17	0
Totals	4	141	35.2	48	2

KICKOFF RETURNS	NO.	YDS	TD	LG
Lamar Herron	3	34	0	12
Totals	3	34	0	12

PUNT RETURNS	NO.	YDS	TD	LG
Sammie Stroughter	4	54	0	52
Derrick Doggett	1	23	0	6
Totals	5	77	0	52

FIELD GOALS: Alexis Serna 37-yard (Missed), 53-yard (Missed), 38-yard (Good)

INDIVIDUAL STATISTICS

NOTRE DAME

RUSHING	ATT.	YVG	TD	LG
Darius Walker	13	43	1	14
Ryan Grant	14	19	0	8
Brady Quinn	4	10	0	14
Marcus Wilson	1	0	0	0
Chase Anastasio	1	-13	0	0
Totals	33	59	1	14

PASSING	ATT-COMP-INT	YDS	TD	LG	SACK
Brady Quinn	29-17-1	214	2	35	2
Pat Dillingham	3-1-0	3	0	3	0
Justin Hoskins	1-0-0	0	0	0	0
Totals	33-18-1	217	2	35	2

RECEIVING	NO.	YDS	TD	LG
Jeff Samardzija	5	89	0	29
Rhema McKnight	4	90	1	35
Marcus Wilson	2	3	0	3
Darius Walker	1	13	0	13
Anthony Fasano	1	13	1	13
Billy Palmer	1	6	0	6
Brandon Harris	1	3	0	3
Rashon Powers-Neal	1	2	0	2
Josh Schmidt	1	1	0	1
Matt Shelton	1	-3	0	0
Totals	18	217	2	35

PUNTING	NO.	YDS	AVG.	LG	IN 20
D.J. Fitzpatrick	6	204	34.0	45	1
Geoff Price	1	51	51.0	51	1
Team	1	0	0.0	0	0
Totals	7	255	31.9	51	2

KICKOFF RETURNS	NO.	YDS	LG	TD
Justin Hoskins	3	72	26	0
Carlos Campbell	2	23	17	0
Chase Anastasio	1	14	14	0
Totals	6	109	26	0

PUNT RETURNS	NO.	YDS	LG	TD
Carlyle Holiday	1	7	7	0
Totals	1	7	7	0

FIELD GOALS: None

2004 INSIGHT BOWL ROSTER

Derek Anderson, QB	Kevin Davidson, LB	Jeff Kruskamp, TE	Kelly Phelps, LB
Eric Anderson, LB	Kyle DeVan, OL	Seth Lacey, LB	Sabby Piscitelli, S
Sir Henry Anderson, DT	Derrick Doggett, LB	Gerard Lawson, CB	Jonathan Pollard, LB
Yverson Bernard, TB	Daniel Drayton, S	Joe Lemma, DE	Brandon Powers, WR
Nick Bodeman, WR	Keith Ellison, LB	Andy Levitre, OL	Ryan Rainwater, DL
Pernell Booth, DT	Naymon Frank, DE	Keenan Lewis, CB	J.C. Ronnfeldt, OG
Trent Bray, LB	George Gillett, WR	Josh Linehan, OT	Adam Rothenfluh, QB
Brent Bridges, OG	Ryan Gunderson, QB	Pat Loney, TE	Joe Rudolph, DE
Matt Brock, C	Zach Hagemister, TE	Marcel Love, WR	Brandon Scales, DE
Brandon Browner, CB	Dan Haines, TE	Kellen Marshall, CB	Roy Schuening, OG
Darrick Bruns, LS	Derek Hall, DT	Mitch Meeuwssen, S	Brady Schlaich, QB
Dallas Buck, DB	Jim Hanchett, TE	Chris Miller, OT	Chaz Scott, LB
Charles Burnley, DB	Mike Hass, WR	Joe Newton, TE	Alexis Serna, PK
Gabe Button, TE	Josh Hawkins, WR	Doug Nienhuis, OT	Ben Siegert, DT
Colt Charles, QB	Lamar Herron, S	Blake Normine, WR	Matthew Sievers, S
Keller Christensen, LB	Brian Hildebrand, QB	Slade Norris, S	Alvin Smith, DT
Curtis Coker, DT	Brandon Hughes, WR	Corey O'Neill, PK	Evan Smith, LB
Ryan Cole, TB	Nate Johns, WR	Star Paddock, LS	Olaniyi Sobomehin, RB
John Dailey, PK	Michael Jones, TB	Sam Paulescu, P	Adam Speer, OL
Andy Darkins, LB	Paul Kinwan, QB	Bryan Payton, CB	Eddie Stamm, LB
Alan Darlin, LB	Adam Koets, OT	Jeremy Perry, OG	Sammie Stroughter, WR

BOWL GAME SUMMARIES

2003 — LAS VEGAS BOWL — OSU VS. NEW MEXICO

OREGON STATE 55
NEW MEXICO 14

Sam Boyd Stadium
Las Vegas, Nev. • Dec. 24, 2003

Weather — 58 degrees, Cloudy, Wind Calm

LAS VEGAS, Nev. — Mike Riley made his bowl game debut as a head coach a successful one, as Oregon State dominated New Mexico, winning 55-14.

The Beavers' roster was dotted with student-athletes from Las Vegas, and the thought of returning home for a bowl game was exciting, judging from the team's performance.

The Beavers opened the game with the ball and went 83 yards in nine plays for the first score. Quarterback **Derek Anderson** threw a 34-yard strike to tailback **Steven Jackson**, one of the Las Vegas boys, for the first of Jackson's bowl game-record-tying five touchdowns. **Kirk Ylioniemi** booted a 21-yard field goal on the next drive, giving OSU a 10-0 lead. New Mexico had no first downs at this point.

The Lobos used a Brand Ratcliff 40-yard kickoff return to set up their only score of the first three quarters. Quarterback Casey Kelly and Hank Baskett hooked up on a 27-yard pass to make the game 10-7, but that was about it for the Lobo offense for the half.

Oregon State ended the opening quarter with a 17-7 lead, as Anderson hit receiver **Mike Hass** for 42 yards on the final play of the opening stanza. The Beaver offense had already rolled up 204 yards and 10 first downs, while the Beaver defense had allowed just one first down.

The Beavers made it 24-7 midway through the second quarter on the first of four rushing touchdowns, this one a three-yard romp. Less than two minutes later, thanks to a UNM fumble, Jackson went 11 yards to make the score 31-7, the eventual halftime score.

The first half statistics were staggering. OSU had 17 first downs, UNM one. Total yardage was 308-35.


The Beaver defense once again stymied the Lobo offense on the first possession of the second half, and the Beaver offense extended the margin on its first drive. Jackson accounted for 48 of the 59 yards on the drive, including a six-yard score.

The teams traded punts for most of the remaining third quarter, before Ylioniemi's 31-yard field goal made it 41-7 at the end of three.

Jackson added another one-yard score early in the fourth quarter to end his night and ultimately his OSU career — he announced after the game that he was forgoing his final year of college eligibility and entering the NFL Draft. Jackson ended the game with 149 yards rushing. Anderson also sat on the sideline for the rest of the game after passing for 322 yards and two touchdowns.

The teams traded touchdowns to end the game. Reserve quarterback **Adam Rothenfluh** finished the scoring with a 19-yard pass to Josh Hawkins.

The Beaver defense, led partly by Las Vegas natives **Richard Seigler**, **Jonathan Pollard** and **Lawrence Turner**, limited the Lobos to 127 yards of offense.



TEAM STATISTICS

	OSU	UNM
First Downs	29	7
Rushing	10	3
Passing	17	3
Penalty	2	1
Net Rushing	154	6
Net Passing	386	121
Pass Attempts	41	23
Pass Comp.	27	10
Pass INT	1	1
Offensive Plays	76	57
Net Yards	540	127
Fumbles-Lost	1-1	1-1
Penalties-Yards	10-94	13-103
Punts-Yards	3-112	10-391
Punt Returns-Yards	5-16	1-0
Kickoff Returns-Yards	3-65	8-175
Possession Time	29:16	30:19
3rd Down Conversions	7-14	2-14
4th Down Conversions	1-1	0-0
Sacks by - Yards	5-44	1-3

SCORING SUMMARY

	1	2	3	4	-	F
OREGON STATE	17	14	10	14	-	55
NEW MEXICO	7	0	0	7	-	14

- 1st OSU — Steven Jackson 34-yard pass from Derek Anderson (Ylioniemi kick)
OSU — Kirk Ylioniemi 21-yard field goal
UNM — Hank Baskett 27-yard pass from Casey Kelly (Zunker kick)
OSU — Mike Hass 42-yard pass from Derek Anderson (Ylioniemi kick)
- 2nd OSU — Steven Jackson 3-yard run (Ylioniemi kick)
OSU — Steven Jackson 11-yard run (Ylioniemi kick)
- 3rd OSU — Steven Jackson 6-yard run (Ylioniemi kick)
OSU — Kirk Ylioniemi 31-yard field goal
- 4th OSU — Steven Jackson 1-yard run (Ylioniemi kick)
UNM — Dwight Counter 17-yard pass from Kole McKamey (Zunker kick)
OSU — Josh Hawkins 19-yard pass from Adam Rothenfluh (Ylioniemi kick)

Attendance: 25,437

INDIVIDUAL STATISTICS

OREGON STATE

RUSHING	ATT.	NYG	TD	LG
Steven Jackson	28	149	4	34
James Newson	1	5	0	5
Dwight Wright	5	3	0	6
Derek Anderson	1	-3	0	0
Totals	35	154	4	34

PASSING	ATT-COMP-INT	YDS	TD	LG	SACK
Derek Anderson	32-21-1	322	2	45	1
Adam Rothenfluh	8-6-0	64	1	19	0
James Newson	1-0-0	0	0	0	0
Totals	41-27-1	386	3	45	1

RECEIVING	NO.	YDS	TD	LG
Tim Euhus	7	121	0	45
Mike Hass	6	88	1	42
Steven Jackson	5	51	1	34
James Newson	3	57	0	24
George Gillett	3	25	0	13
Josh Hawkins	1	19	1	19
Joe Newton	1	15	0	15
Dwight Wright	1	10	0	10
Totals	27	386	3	45

PUNTING	NO.	YDS	AVG.	LG	IN 20
Carl Tobey	3	112	37.3	40	1

KICKOFF RETURNS	NO.	YDS	LG	TD
Harvey Whiten	3	65	27	0
Totals	3	65	27	0

PUNT RETURNS	NO.	YDS	LG	TD
Cole Clasen	4	12	5	0
Aric Williams	1	4	4	0
Totals	5	16	5	0

FIELD GOALS: Kirk Ylioniemi 21-yard (Good), 31-yard (Good)

INDIVIDUAL STATISTICS

NEW MEXICO

RUSHING	ATT.	NYG	TD	LG
Adrian Byrd	2	13	0	9
Kole McKamey	5	7	0	13
DonTrell Moore	11	5	0	4
Landrick Brody	1	3	0	3
Terrence Thomas	2	-1	0	1
D.D. Cox	4	-1	0	2
Casey Kelly	9	-20	0	6
Totals	34	6	0	13

PASSING	ATT-COMP-INT	YDS	TD	LG	SACK
Casey Kelly	12-4-0	32	1	27	4
Kole McKamey	9-4-1	25	1	17	1
Michael Brunker	1-1-0	18	0	18	0
Hank Baskett	1-1-0	46	0	46	0
Totals	23-10-1	121	2	46	5

RECEIVING	NO.	YDS	TD	LG
Dwight Counter	2	63	1	46
Mike Augustyniak	2	11	0	7
Terrence Thomas	2	3	0	2
Hank Baskett	1	27	1	27
Kole McKamey	1	18	0	18
Zach Cresap	1	3	0	3
DonTrell Moore	1	-4	0	0
Totals	10	121	2	46

PUNTING	NO.	YDS	AVG.	LG	IN 20
Tyler Gaus	10	391	39.1	51	2

KICKOFF RETURNS	NO.	YDS	LG	TD
Brand Ratcliff	4	100	40	0
Gabriel Fullbright	2	39	24	0
Dwight Counter	1	19	19	0
Kevin Walton	1	17	17	0
Totals	8	175	40	0

PUNT RETURNS	NO.	YDS	LG	TD
Dwight Counter	1	0	0	0
Totals	1	0	0	0

FIELD GOALS: None

2003 LAS VEGAS BOWL ROSTER

Eric Anderson, LB	John Dailey, PK	Steven Jackson, TB	Kelly Phelps, LB	Olaniyi Sobomehin, TB
Derek Anderson, QB	Andy Darkins, LB	Jayson Jean-Baptiste, DE	Sabby Piscitelli, SS	Arcadius St. Laurent, WR
Sir Henry Anderson, DT	Kevin Davidson, LB	Danny Kalavi, WR	Jonathan Pollard, LB	Jon Strowbridge, P
Zac Babb, OL	Matt Davis, OG	Brian Kilkenny, OT	Brandon Powers, WR	Bill Swancutt, DE
Yvenson Bernard, TB	Kyle DeVan, OL	Paul Kirwan, QB	Jake Pratt, OT	Carl Tobey, P
Trent Bray, LB	Derrick Doggett, LB	Adam Koets, OT	Brandon Robinson, WR	Lawrence Turner, SS
Brent Bridges, OG	Dwan Edwards, DT	Jeff Kruskamp, TE	J.C. Ronnfeldt, OG	Whitfield Usher, OG
Matt Brock, C	Tim Euhus, TE	Seth Lacey, LB	Adam Rothenfluh, QB	Jeff Van Orsow, DE
Brandon Browner, CB	Kenny Farley, WR	Gerard Lawson, CB	Dan Rothwell, DE	Jeremy Weldon, TE
Darrick Bruns, LS	Sean Fong, DB	Scott Lawson, WR	Joe Rudolph, DE	Anthony Wheat-Brown, DB
Dallas Buck, S	Naymon Frank, DE	Joe Lemma, DE	Ryan Rufener, QB	Harvey Whiten, S
Gabe Button, TE	Jason Fryda, OG	Josh Linehan, OT	Kanan Sanchez, OG	Aric Williams, CB
Brandon Catanese, DB	Phil Ghilarducci, WR	Brandon Lockheart, OT	Brandon Scales, DE	Justin Williams, CB
Colt Charles, QB	George Gillett, WR	Pat Loney, TE	Brady Schalich, QB	Brent Wismer, PK
Brad Ching, WR	Ryan Gunderson, QB	David Lose, OG	Roy Schuening, OG	Ross Wopat, PK
Keller Christensen, LB	Jason Haas, OL	Jason Lowe, LB	Chaz Scott, LB	Dwight Wright, TB
Cole Clasen, WR	Dan Haines, TE	Kellen Marshall, CB	Chris Scott, DT	Patrick Wu, OT
Brandon Cobb, DB	Derek Hall, DT	Doug Meeuwssen, LB	Richard Seigler, LB	Kirk Ylioniemi, PK
Curtis Coker, DT	Mike Hass, WR	John Millar, P	Alexis Serna, PK	
Ryan Cole, RB	Josh Hawkins, WR	James Newson, WR	Ben Siegert, DT	
D.J. Coote, CB	Jeremy Hoover, DB	Joe Newton, TE	Alvin Smith, DT	
Patrick Custer, LS	Jamaal Jackson, CB	Doug Nienhuis, OT	Scott Smith, TE	

BOWL GAME SUMMARIES

2002 — INSIGHT BOWL — OSU VS. PITTSBURGH

PITTSBURGH 38
OREGON STATE 13

Bank One Ballpark

Phoenix, Ariz. • Dec. 26, 2002

Weather — 46 degrees, Clear, Wind Calm

PHOENIX, Ariz. — What a difference a half makes.

After heading to the locker room following the first half tied 10-10 with the No. 24 ranked Pittsburgh Panthers, things fell apart for Oregon State in the second half. The Beavers wound up dropping a 38-13 decision to Pitt at the Insight Bowl before 40,533 fans at Bank One Ballpark.

Despite the defeat, it was another very successful season for Oregon State. The Beavers made their third trip in four years to a bowl game and OSU finished the season with eight victories (8-5), which tied for the fourth most season wins in school history.

Pittsburgh opened the scoring by taking the opening kickoff and moving 69 yards in six plays to score when wide receiver Larry Fitzgerald made a diving finger tip reception of a 40-yard touchdown pass from Rod Rutherford with 11:50 left in the quarter. The Panther touchdown amounted to only the third offensive TD allowed by the Beavers' defense during the first quarter of play in the 2002 season.

Oregon State bounced right back with a quick touchdown of its own to quickly tie the contest. It took the Beavers less than two minutes to knot the score at 7-7. OSU moved 72 yards in only three plays. On a second-down play from the OSU 35-yard line, the Beavers' James Newson caught a quick pass from Derek Anderson and appeared to be tackled after about a 10-yard gain. Instead, Newson's knee did not go down and he broke free for a 65-yard TD run down the sideline to tie the game.

Neither team had a scoring threat again until the second quarter. On OSU's fourth possession of the game, the Beavers drove from their own 10 to Pitt's 32 where the drive stalled. Kirk Ylioniemi then booted a 50-yard field goal to give OSU a 10-7 lead with 7:56 left in the half. For Ylioniemi, the 50-yard field goal matched his career long successful kick.

It appeared OSU would take its 10-7 lead to the locker room, but a great play by Pitt's special teams of downing a punt on OSU's 3-yard line led to an eventual field goal. Unable to move away from the goal line, the Beavers' Carl Tobey punted from the end zone and Pitt got the ball at OSU's 32-yard line with 1:07 to play. Pitt reached OSU's 27-yard line and David Abdul booted a 45-yard field goal as time ran out in the first half.

Pitt's Tez Morris intercepted an Anderson pass during OSU's first possession of the second half and returned the pick 37 yards to the OSU 23-yard line to change the entire momentum of the game. It was the only interception thrown by Anderson. Three plays later Rutherford scored on a 1-yard run for a 17-10 Panther lead.

The backbreaker for OSU came later in the third quarter when the Panthers' Shawn Robinson returned a punt 66 yards for a touchdown to give Pitt a 24-10 lead with 3:26 remaining in the period.

The Beavers had a good chance to get back into the game on their next possession. OSU moved from its own 30 to the Pitt 7-yard line for first and goal. However, Anderson got sacked on first down (loss of 7 yards) and the Beavers were held to a 31-yard field goal by Ylioniemi. The field goal by Ylioniemi was his 15th consecutive successful boot of the season, which tied the OSU career record.

Pittsburgh added a pair of touchdowns in the fourth quarter when the Beavers gave the Panthers great field position as a result of failing on a fourth down attempt and a fumble.

One huge problem for OSU in the game was its inability to establish the run. Steven Jackson entered the game as the nation's No. 4 leading rusher and the Beavers' season record holder, but he finished the game with only 34 yards.



TEAM STATISTICS

	OSU	PITT
First Downs	20	21
Rushing	3	10
Passing	16	7
Penalty	1	4
Net Rushing	8	117
Net Passing	319	183
Pass Attempts	45	26
Pass Comp.	21	13
Pass INT	1	0
Offensive Plays	77	67
Net Yards	327	300
Fumbles-Lost	2-1	0-0
Penalties-Yards	9-90	7-55
Punts-Yards	6-241	7-287
Punt Returns-Yards	4-26	4-83
Kickoff Returns-Yards	6-152	4-61
Possession Time	29:40	30:20
3rd Down Conversions	8-18	5-13
4th Down Conversions	0-2	0-0
Sacks by - Yards	5-38	3-19

SCORING SUMMARY

	1	2	3	4	-	F
PITTSBURGH	7	3	14	14	-	38
OREGON STATE	7	3	3	0	-	13

- 1st** PITT - Larry Fitzgerald 40-yard pass from Rod Rutherford (Abdul kick)
OSU - James Newson 65-yard pass from Derek Anderson (Ylioniemi kick)
- 2nd** OSU - Kirk Ylioniemi 50-yard field goal
PITT - David Abdul 45-yard field goal
- 3rd** PITT - Rod Rutherford 1-yard run (Abdul kick)
PITT - Shawn Robinson 66-yard punt return (Abdul kick)
OSU - Kirk Ylioniemi 31-yard field goal
- 4th** PITT - Brandon Miree 7-yard run (Abdul kick)
PITT - Tyler Palko 8-yard run (Abdul kick)

Attendance: 40,533

INDIVIDUAL STATISTICS

OREGON STATE

RUSHING	ATT.	YDS	TD	LG
Steven Jackson	19	34	0	9
Dwight Wright	7	22	0	7
Derek Anderson	6	-48	0	0
Totals	32	8	0	9

PASSING

ATT-COMP-INT	YDS	TD	LG	SACK	
Derek Anderson	45-21-1	319	1	65	3
Totals	45-21-1	319	1	65	3

RECEIVING

NO.	YDS	TD	LG	
James Newson	10	165	1	65
Tim Euhus	3	72	0	35
Cole Clasen	2	29	0	19
Shawn Kintner	2	25	0	13
Steven Jackson	2	14	0	9
Kenny Farley	2	14	0	9
Totals	21	319	1	65

PUNTING

NO.	YDS	AVG.	LG	IN	20
Carl Tobey	6	241	40.2	54	1

KICKOFF RETURNS

NO.	YDS	LG	TD	
Brandon Catanese	5	115	27	0
Calvin Carlyle	1	37	37	0
Totals	6	152	37	0

PUNT RETURNS

NO.	YDS	LG	TD	
Aric Williams	4	26	18	0
Totals	4	26	18	0

FIELD GOALS: Kirk Ylioniemi 50-yard (Good), 31-yard (Good)

INDIVIDUAL STATISTICS

PITTSBURGH

RUSHING	ATT.	YDS	TD	LG
Brandon Miree	20	113	1	23
Lousaka Polite	3	11	0	6
Tyler Palko	1	8	1	8
Jawan Walker	2	2	0	3
Team	2	-1	0	0
Tim Murphy	1	-2	0	0
Rod Rutherford	12	-14	1	9
Totals	41	117	3	23

PASSING

ATT-COMP-INT	YDS	TD	LG	SACK	
Rod Rutherford	26-13-0	183	1	40	5
Totals	26-13-0	183	1	40	5

RECEIVING

NO.	YDS	TD	LG	
Larry Fitzgerald	5	88	1	40
Lamar Slade	3	36	0	18
Brandon Miree	2	35	0	26
Marcus Furman	2	17	0	12
Kris Wilson	1	7	0	7
Totals	13	183	1	40

PUNTING

NO.	YDS	AVG.	LG	IN	20
Andy Lee	7	287	41.0	55	4

KICKOFF RETURNS

NO.	YDS	LG	TD	
Torrie Cox	3	51	31	0
Shawntae Spencer	1	10	10	0
Totals	4	61	31	0

PUNT RETURNS

NO.	YDS	LG	TD	
Shawn Robinson	4	83	66	0
Totals	4	83	66	0

FIELD GOALS: David Abdul 45-yard (Good)

2002 INSIGHT BOWL ROSTER

Derek Anderson, QB	Shamon Jamerson, CB	Chaz Scott, LB
Nick Barnett, LB	Jayson Jean-Baptiste, DE	Richard Seigler, LB
Jayson Boyd, WR	Riley Jenkins, TB	Bill Swancutt, DE
Trent Bray, LB	Ryan Kanekeberg, LB	Carl Tobey, P
Nate Brentano, WR	Brian Kilkenny, OT	Seth Trimmer, WR
Matt Brock, C	Shawn Kintner, WR	Erik Tuma, LB
Travis Brown, WR	Mike Kuykendall, OG	Lawrence Turner, SS
Calvin Carlyle, CB	Seth Lacey, LB	Dennis Weathersby, CB
Brandon Catanese, FS	James Lee, DT	Jeremy Weldon, DT
Ryan Cesca, PK	Pat Loney, TE	Aric Williams, CB
Cole Clasen, WR	David Lose, OG	Dwight Wright, TB
Matt Davis, OG	Jason Lowe, LB	Kirk Ylioniemi, PK
Dwan Edwards, DT	Eric Manning, DT	
Tim Euhus, TE	Mitch Meeuwssen, FS	
Kenny Farley, WR	Dustin Murray, SS	
Josh Farrell, TB	James Newson, WR	
Peter Gregg, DE	Doug Nienhuis, OT	
Noah Happe, DE	Jonathan Pollard, LB	
Mike Hass, WR	Terrell Roberts, CB	
Jamaal Jackson, CB	Tyler Ross, TE	
Jermaine Jackson, TE	Adam Rothenfluh, QB	
Steven Jackson, TB	Kanan Sanchez, OG	

BOWL GAME SUMMARIES

2001 ('00 season) — FIESTA BOWL — OSU VS. NOTRE DAME

OREGON STATE 41
NOTRE DAME 9

Sun Devil Stadium
Tempe, Ariz. ■ Jan. 1, 2001

Weather — 63 degrees, Clear, W-5 (West)

TEMPE, Ariz — Oregon State played its best and most complete football game of the season in routing No. 10 Notre Dame 41-9 in the 30th annual Tostitos Fiesta Bowl in the Beavers' first-ever appearance in a BCS Bowl.

Oregon State totally dominated the Irish from the opening kickoff. The Beavers led only 12-3 at halftime and Notre Dame was fortunate the margin wasn't larger as OSU rolled up 278 yards in the first half, including 246 through the air, to 98 for the Irish.

The Beavers scored on three of their four possessions in the first half. On the one possession OSU did not score, the Beavers drove 83 yards in nine plays, only to be stopped on fourth down at the Notre Dame 1-yard line. **Patrick McCall** was thrown for a 4-yard loss on fourth down as OSU was attempting to stretch its 6-0 lead. As it was, the Beavers took only four plays to score on their next possession, which started at their 10-yard line. After a 14-yard pass to **T.J. Houshmandzadeh** and a 2-yard run by **Ken Simonton**, **Jonathan Smith** connected on a 74-yard TD pass to **Chad Johnson** boosting OSU's lead to 12-0.

Notre Dame had generated only eight yards in total offense on six offensive plays in the first quarter, a quarter dominated by the aggressive Beaver defense.


It took a major mistake by OSU for Notre Dame to avoid being shut out in the first half. The Beavers had the Irish pinned on their own 2-yard line facing a third down-and-31 situation. OSU forced an incomplete pass, but the Beavers' **Calvin Carlyle** was flagged for a late hit on the play and the 15-yard personal foul carried an automatic first down. The Irish took advantage of the break and marched to OSU's 12-yard line before kicking a 29-yard field goal as time expired in the first half.

The third quarter will be remembered forever by Beaver fans, as OSU pummeled Notre Dame with a 29-point blitzkrieg. It all started innocently enough as the Irish forced the Beavers to punt for the first time in the contest after holding OSU on the opening series. The floodgates opened after that. In the span of eight minutes the Beavers accounted for 29 points.

On Notre Dame's first possession of the second half, **Darnell Robinson** sacked Irish quarterback **Matt LoVecchio** on second down and forced a fumble in the process. Two plays later Smith connected on a 23-yard TD pass to Houshmandzadeh. Next came a bizarre punt return for a TD as Houshmandzadeh returned a Notre Dame punt from OSU's 27, was hit at the 50 and fumbled, only to have teammate **Terrell Roberts** field the ball in the air and race 45 yards for a TD.

Smith passed 4-yards to Johnson for another score and **Ken Simonton**, who had 85 yards rushing on 18 carries, scored the final Beaver TD on a 4-yard run.

Smith was named the Offensive Player of the Game after completing 16 of 24 passes for 305 yards and 3 touchdowns. Robinson was named the Defensive Player of the Game after recording seven tackles, a sack, two tackles for loss, a pass breakup and a pass interception.



TEAM STATISTICS

	OSU	ND
First Downs	20	18
Rushing	7	5
Passing	12	7
Penalty	1	6
Net Rushing	127	17
Net Passing	319	138
Pass Attempts	25	33
Pass Comp.	17	13
Pass INT	0	2
Offensive Plays	64	70
Net Yards	446	155
Fumbles-Lost	3-1	2-1
Penalties-Yards	18-174	7-42
Punts-Yards	3-117	6-249
Punt Returns-Yards	4-106	2-(-1)
Kickoff Returns-Yards	1-12	6-146
Possession Time	29:47	30:13
3rd Down Conversions	5-13	4-15
4th Down Conversions	1-2	0-2
Sacks by - Yards	5-42	3-15

SCORING SUMMARY

	1	2	3	4	-	F
NOTRE DAME	0	3	0	6	-	9
OREGON STATE	3	9	29	0	-	41

- 1st OSU** — Ryan Cesca 32-yard field goal
2nd OSU — Ryan Cesca 29-yard field goal
OSU — Chad Johnson 74-yard pass from Jonathan Smith (pass failed)
ND — Nick Setta 29-yard field goal
3rd OSU — T.J. Houshmandzadeh 23-yard pass from J. Smith (Cesca kick)
OSU — Terrell Roberts 45-yard punt return (Cesca kick)
OSU — C. Johnson 4-yard pass from J. Smith (Prescott pass from Smith)
OSU — Ken Simonton 4-yard run (Cesca kick)
4th ND — Tony Fisher 1-yard run (Setta kick)

Attendance: 75,428

INDIVIDUAL STATISTICS

OREGON STATE

RUSHING	ATT.	YVG	TD	LG
Ken Simonton	18	85	1	17
Antonio Battle	8	32	0	16
Patrick McCall	10	25	0	12
Nick Stremick	1	-2	0	0
Jonathan Smith	2	-13	0	0
Totals	39	127	1	17

PASSING ATT-COMP-INT YDS TD LG SACK

Jonathan Smith	24-16-0	305	3	74	2
Nick Stremick	1-1-0	14	0	14	1
Totals	25-17-0	319	3	74	3

RECEIVING NO. YDS TD LG

T.J. Houshmandzadeh	6	74	1	23
Chad Johnson	4	93	2	74
Marty Maurer	3	82	0	30
Robert Prescott	2	41	0	25
Patrick McCall	1	15	0	15
James Newson	1	14	0	14
Totals	17	319	3	74

PUNTING NO. YDS AVG. LG IN 20

Mike Fessler	3	117	43.0	43	2
--------------	---	-----	------	----	---

KICKOFF RETURNS NO. YDS LG TD

Ricky Walker	1	12	12	0
Totals	1	12	12	0

PUNT RETURNS NO. YDS LG TD

T.J. Houshmandzadeh	4	61	23	0
Terrell Roberts	0	45	45	1
Totals	4	106	45	1

FIELD GOALS: Ryan Cesca 32-yard (Good), 29-yard (Good)

INDIVIDUAL STATISTICS

NOTRE DAME

RUSHING	ATT.	YVG	TD	LG
Julius Jones	13	30	0	12
Terrance Howard	8	28	0	9
Tony Fisher	5	9	1	9
Tom Lopienski	1	0	0	0
Joey Getherall	1	-1	0	0
Matt LoVecchio	9	-49	0	7
Totals	37	17	1	12

PASSING ATT-COMP-INT YDS TD LG SACK

Matt LoVecchio	33-13-2	138	0	40	5
Totals	33-13-2	138	0	40	5

RECEIVING NO. YDS TD LG

David Givens	4	23	0	13
Javin Hunter	3	57	0	40
Dan O'Leary	2	36	0	26
Tony Fisher	2	2	0	2
Joey Getherall	1	10	0	10
Julius Jones	1	10	0	10
Totals	13	138	0	40

PUNTING NO. YDS AVG. LG IN 20

Joey Hildbold	6	249	41.5	47	2
---------------	---	-----	------	----	---

KICKOFF RETURNS NO. YDS LG TD

Julius Jones	4	88	31	0
Tony Driver	1	35	35	0
Javin Hunter	1	23	23	0
Totals	6	146	35	0

PUNT RETURNS NO. YDS LG TD

Joey Getherall	2	-1	0	0
Totals	2	-1	0	0

FIELD GOALS: Nick Setta 29-yard (Good)

2001 FIESTA BOWL ROSTER

Junior Adams, WR	Steve Frketic, OG	Chad Johnson, WR	Charles O'Neal, OT	Johan Thomas, CB
James Allen, LB	Samuel Gage, CB	Greg Jones, LB	Sefa O'Reilly, DE	Tyler Thomas, QB
Ryan Atkinson, DT	Brad Gerry, DB	Ryan Kanekeberg, QB	Mike Payton, WR	Carl Tobey, P
Nick Barnett, LB	Chris Gibson, C	Colin Kealoha, OL	Ryan Petersen, WR	Daniel Torres, DT
Antonio Battle, TB	George Gillett, WR	Brian Kilkenny, OT	Jonathan Pollard, LB	Sanders Trent, WR
Nate Brentano, WR	DeLawrence Grant, DE	Shawn Kintner, WR	Robert Prescott, WR	Seth Trimmer, WR
Matt Brock, C	Terrance Gray, CB	Mike Kuykendall, OT	Terrell Roberts, SS	Brian Tulikihifio, DE
Greg Brown-Davis, LB	Peter Gregg, OL	Seth Lacey, LB	Darnell Robinson, LB	Erik Tuma, LB
Turner Byrd, WR	Jason Haas, C	Pat Loney, TE	Tyler Ross, TE	Casey Walelich, LB
Calvin Carlyle, FS	Jarvez Hall, OL	David Lose, DT	Kyle Rosselle, DE	Ricky Walker, CB
Terrence Carroll, SS	Noah Happe, LB	Eric Manning, OT	Adam Rothenfluh, QB	Mark Walsh, TE
Ryan Cesca, PK	Mike Havens, DL	Robert Marthaller, SS	Dan Rothwell, DE	Dennis Weathersby, CB
Jake Cookus, SS	Keith Heyward-Johnson, CB	Marty Maurer, TE	Kanan Sanchez, OG	Mike White, PK
Jared Cornell, OG	Aaron Hill, WR	Patrick McCall, TB	Vincent Sandoval, OT	Mitch White, OT
Paul Davidian, OG	Shayne House, QB	Tyler McClaughy, OG	Luke Scott, DB	Aric Williams, CB
Lee Davis, OT	T.J. Houshmandzadeh, WR	Mitch Meeuwssen, SS	Richard Seigler, MLB	Aaron Wright, SS
Matt Davis, OG	LaDairis Jackson, DE	Tevita Moala, LB	Ken Simonton, TB	Dwight Wright, TB
Keith DiDomenico, OG	Jason Jacobs, FS	Eric Mobley, FS	Jonathan Smith, QB	Kirk Ylioniemi, PK
Dwan Edwards, DT	Shamon Jamerson, CB	Ron Monteilh, WR	Paul Sato, DL	
Robbie Enghusen, OT	Dustin Janz, DL	Tim Murdick, LB	Matt Stanwood, PK	
Tim Euhus, TE	Riley Jenkins, WR	James Newson, WR	Nick Stremick, QB	
Mike Fessler, P	Bennie Johnson, TE	Doug Nienhuis, OT	Robert Sykes, OG	

BOWL GAME SUMMARIES

1999 — O'AHU BOWL — OSU VS. HAWAI'I

HAWAI'I 23
OREGON STATE 17

Aloha Stadium

Honolulu, Hawai'i • Dec. 24, 1999

Weather — 79 degrees, Fair, W-15-25 (South-Southwest)

HONOLULU, Hawai'i — Oregon State fans invaded the Islands in mass as the program made its first bowl appearance since January of 1965. The Beavers had the unenviable chore of playing the University of Hawai'i Rainbow Warriors in the O'ahu Bowl at UH's home field — Aloha Stadium.

Oregon State looked like it was on its way to its first postseason victory since the 1962 Liberty Bowl, when it took its first possession 79 yards in 10 plays to score on **Ken Simonton's** 1-yard run with 8:23 left in the opening quarter. He rushed for 30 yards on OSU's first play from scrimmage and accounted for 40 yards on the first TD drive.

OSU got a big break late in the first period and didn't capitalize on the opportunity, which might have been one of the big plays of the game. OSU had to punt on its second possession and UH's Avion Weaver fumbled after a hit by **Terrence Carroll**, who also recovered the ball at the Hawai'i 14-yard line. The Beavers were unable to move the ball and **Ryan Cesca's** 42-yard field goal sailed right, seemingly giving Hawai'i new confidence.

Hawai'i took advantage of OSU's only turnover of the game to get on the scoreboard. **Jonathan Smith** fumbled a snap from center at the Beavers' 24 yard line. The Rainbows were stopped at the 8-yard line and settled for a 26-yard field goal by Eric Hannum. Hawai'i tried an onside kick following the field goal, but the Beavers recovered for great field position at the Hawai'i 49.

Once again, Cesca missed on a field goal attempt from 31 yards out. The Warriors took over on their own 20 and put together their only long drive of the game, moving 80 yards in eight plays to score on a 9-yard pass from Dan Robinson to Channon Harris, putting Hawai'i up 10-7. OSU tied the contest on the final play of the first half, a 37-yard field goal by Cesca, following an interception by **Calvin Carlyle**.

Hawai'i scored 10 points in the third quarter and the Beavers were held scoreless as they could not sustain a drive. The Rainbows moved out to a 23-10 lead with 2:58 left in the game on a 35-yard field goal by Hannum and appeared to have the game locked up at that point. However, OSU's offense finally caught fire and Smith moved the Beavers 81 yards in 10 plays in only 1:31 elapsed time as Simonton scored on a 13-yard draw play to narrow the margin to 23-17.

Then, the biggest play of the game occurred following the Beaver touchdown. OSU executed an onside kick and **Roddy Tompkins** recovered at the Hawai'i 48. But, an official threw a flag indicating the Beavers had not lined up properly and voided the recovery. The next onside kick went out of bounds and Hawai'i was able to run out the remaining 1:27.

Simonton was named OSU's outstanding player of the game after rushing for 157 yards, scoring two touchdowns and accounting for 182 all-purpose yards.



TEAM STATISTICS

	OSU	UH
First Downs	24	21
Rushing	12	5
Passing	12	11
Penalty	0	5
Net Rushing	169	83
Net Passing	269	266
Pass Attempts	40	40
Pass Comp.	19	23
Pass INT	0	1
Offensive Plays	75	64
Net Yards	438	349
Fumbles-Lost	3-1	3-1
Penalties-Yards	14-138	9-88
Punts-Yards	6-216	4-163
Punt Returns-Yards	3-2	4-25
Kickoff Returns-Yards	6-79	1-18
Possession Time	31:09	28:51
3rd Down Conversions	6-16	5-14
4th Down Conversions	1-1	0-1
Sacks by - Yards	0-0	6-30

SCORING SUMMARY

	1	2	3	4	-	F
HAWAI'I	0	10	10	3	-	23
OREGON STATE	7	3	0	7	-	17

- 1st OSU** — Ken Simonton 1-yard run (Cesca kick)
2nd UH — Eric Hannum 26-yard field goal
UH — Channon Harris 9-yard pass from Dan Robinson (Hannum kick)
OSU — Ryan Cesca 37-yard field goal
3rd UH — Channon Harris 30-yard pass from Dan Robinson (Hannum kick)
UH — Eric Hannum 22-yard field goal
4th UH — Eric Hannum 35-yard field goal
OSU — Ken Simonton 13-yard run (Cesca kick)

Attendance: 40,974

INDIVIDUAL STATISTICS

OREGON STATE

RUSHING	ATT.	NYG	TD	LG
Ken Simonton	18	157	2	43
Antonio Battle	6	19	0	7
Jonathan Smith	11	-7	0	18
Totals	35	169	2	43

PASSING ATT-COMP-INT YDS TD LG SACK

Jonathan Smith	40-19-0	269	0	46	6
Totals	40-19-0	269	0	46	6

RECEIVING NO. YDS TD LG

Imani Percoats	5	67	0	26
Robert Prescott	4	61	0	29
Ken Simonton	3	25	0	12
T.J. Houshmandzadeh	2	53	0	46
Shawn Kintner	2	27	0	21
Marty Maurer	1	16	0	16
Monjero Jones	1	14	0	14
Roddy Tompkins	1	6	0	6
Totals	19	269	0	46

PUNTING NO. YDS AVG. LG

Mike Fessler	6	216	36.0	44
--------------	---	-----	------	----

KICKOFF RETURNS NO. YDS LG TD

Robert Prescott	4	62	19	0
Ricky Walker	1	17	17	0
Jake Cookus	1	0	0	0
Totals	6	79	19	0

PUNT RETURNS NO. YDS LG TD

T.J. Houshmandzadeh	3	2	6	0
Totals	3	2	6	0

FIELD GOALS: Ryan Cesca 42-yard (Missed), 47-yard (Blocked), 37-yard (Good)

INDIVIDUAL STATISTICS

HAWAI'I

RUSHING	ATT.	NYG	TD	LG
Avion Weaver	18	84	0	17
Afafia Thompson	1	3	0	3
Craig Stutzman	2	2	0	3
Dan Robinson	3	-6	0	0
Totals	24	83	0	17

PASSING ATT-COMP-INT YDS TD LG SACK

Dan Robinson	40-23-1	266	2	30	0
Totals	40-23-1	266	2	30	0

RECEIVING NO. YDS TD LG

Channon Harris	5	81	2	30
Avion Weaver	5	65	0	25
Craig Stutzman	4	50	0	27
Ashley Lelie	4	43	0	24
Dwight Carter	4	29	0	12
Attrice Brooks	1	-2	0	0
Totals	23	266	2	30

PUNTING NO. YDS AVG. LG

Chad ShROUT	4	163	40.8	45
-------------	---	-----	------	----

KICKOFF RETURNS NO. YDS LG TD

Ricky Lumford	1	18	18	0
Totals	1	18	18	0

PUNT RETURNS NO. YDS LG TD

Justin Colbert	3	24	12	0
Ricky Lumford	1	1	1	0
Totals	4	25	12	0

FIELD GOALS: Eric Hannum 26-yard (Good), 22-yard (Good), 35-yard (Good)

1999 O'AHU BOWL ROSTER

Junior Adams, WR
 James Allen, LB
 Ryan Atkinson, DE
 Clint Autry, CB
 Shawn Ball, DT
 Nick Barnett, SS
 Antonio Battle, RB
 Brandon Boice, LB
 Nate Brentano, WR
 Greg Brown-Davis, LB
 Terrance Bryant, QB
 Turner Byrd, WR
 Calvin Carlyle, SS
 Terrence Carroll, FS
 Ryan Cesca, PK
 Mark Christensen, OG
 Jake Cookus, SS
 Rory Cordial, QB
 Jared Cornell, OL
 Paul Davidian, OL
 Matt Davis, OG
 Keith DiDomenico, C

Dwan Edwards, DE
 Robbie Enghusen, OT
 Tim Euhus, TE
 Mike Fessler, P
 Steve Frketch, OG
 Samuel Gage, SS
 Chris Gibson, OL
 DeLawrence Grant, DE
 Terrance Gray, CB
 Peter Gregg, LB
 Todd Grussmeyer, WR
 Hashim Hall, TB
 Noah Happe, DL
 Jason Haas, OL
 Keith Hayward-Johnson, CB
 Aaron Hill, WR
 Shayne House, QB
 T.J. Houshmandzadeh, WR
 Jonathan Jackson, LB
 LaDairis Jackson, DE
 Jason Jacobs, FS
 Shamon Jamerson, CB

Dustin Janz, OL
 Bennie Johnson, TE
 Monjero Jones, WR
 Colin Kealoha, OL
 Brian Kilkenny, OL
 Shawn Kintner, WR
 Aaron Koch, OG
 Mike Kuykendall, OT
 David Lose, DT
 Paul Luoma, DT
 Eric Manning, DT
 Robert Marthaller, FS
 Martin Maurer, TE
 Patrick McCall, TB
 Tyler McClaughray, OL
 Tevita Moala, LB
 Eric Mobley, TB
 Micah Moore, LB
 Matt Moore, DL
 Tim Murdick, LB
 James Newson, WR
 Charles O'Neal, DT

Sefa O'Reilly, LB
 Imani Percoats, WR
 Greg Petty, TE
 Robert Prescott, WR
 Jarrod Reed, OL
 Terrell Roberts, CB
 Darnell Robinson, LB
 Tyler Ross, TE
 Kyle Rosselle, DE
 Dan Rothwell, DT
 Vincent Sandoval, OL
 Richard Seigler, LB
 Richard Shepherd, PK
 Ken Simonton, TB
 Jonathan Smith, QB
 Matt Smith, DB
 Chad Sorenson, WR
 Matt Stanwood, PK
 Nick Stremick, QB
 David Swopes, TB
 Robert Sykes, OL
 Toalei Talataina, DE

Robert Theus, OG
 Tyler Thomas, QB
 Carl Tobey, P
 Roddy Tompkins, WR
 Daniel Torres, DE
 Seth Trimmer, WR
 Brian Tulikihifo, DT
 Erik Tuma, LB
 Casey Waletich, LB
 Ricky Walker, CB
 Mark Walsh, TE
 Dennis Weathersby, CB
 Aaron Wells, DT
 Isaac White, LB
 Jason White, OT
 Mike White, PK
 Mitch White, OT
 Aaron Wright, FS

BOWL GAME SUMMARIES

1965 ('64 season) — ROSE BOWL — OSU VS. MICHIGAN

MICHIGAN 34
OREGON STATE 7

Rose Bowl
Pasadena, Calif. • Jan. 1, 1965

Despite this visual evidence to the contrary, the Rose Bowl can be anything but a bed of roses. Oregon State found that out on January 1, 1965, losing to Michigan 34-7. The No. 8-ranked Beavers had gone into the game as 11-point underdogs to the No. 4-ranked Wolverines, but OSU did go into the game with some optimism.

Early on, Oregon State looked like it might pull off a stunner. After a scoreless first quarter, the Beavers took a 7-0 lead on a **Doug McDougal** 5-yard pass from **Paul Brothers**, but Michigan led 12-7 at halftime and the lead would grow.

Leading up to the game, there was controversy. When OSU and Oregon rejoined the Athletic Association of Western Universities for the 1964 season, schools didn't have time to juggle their schedules for a full round-robin slate of conference games. The Beavers and USC both finished with 3-1 records in league play, the selection of the Rose Bowl representative was left up to a vote of the conference's faculty athletic representatives; OSU had an 8-2 overall mark to USC's 7-3. The decision didn't sit well with many in and around Los Angeles and the Beavers took quite a bit of grief from the press and public during their visit.

Oregon State head coach **Tommy Prothro** left the school shortly after the game to become the head coach at UCLA.

OSU LINEUP

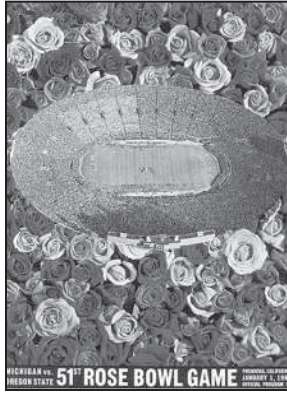
OFFENSE

LE Bob Grim, Scott Miller
LT Bill Stellmacher, Ken Brusven
LG Warren Cole, Norm Winton, Joe Heacock
C Hoyt Keeney, Rockne Freitas, Doug Suckling
RG Al Funston, Jerry Neil
RT Rich Koeper, Jim Wilkin
TE Doug McDougal, Len Frketchich, Tom Coccione, Mike Sullivan
QB Paul Brothers, Gordon Queen
LH Cliff Watkins, Charlie Shaw, Marv Crowston
RH Olvin Moreland
FB Booker Washington
K Steve Clark

DEFENSE

LE Greg Hartman, Thurman Bell
LT Dennis Rozario, Ron Aarts
DG Dave Gould
DG Doug John
RT George Carr
RE Al East
LB Jack O'Billovich
LB Dick Ruhl
LHB Tom Osmer
S Dan Espalin
RHB Jim Smith

COACHING STAFF Head Coach Tommy Prothro, Bob Zelinka, Ron Siegrist, Bobb McKittrick, Joe Francis, John Cooper, Jerry Long



MICHIGAN VS. OREGON STATE
51ST ROSE BOWL GAME
JANUARY 1, 1965
PASADENA, CALIF.

SCORING SUMMARY

	1	2	3	4	-	F
MICHIGAN	0	12	15	7	-	34
OREGON STATE	0	7	0	0	-	7

2nd **OSU** - Doug McDougal 5-yard pass from Paul Brothers (Clark kick)
UM - Mel Anthony 84-yard run (kick failed)
UM - Carl Ward 43-yard run (pass failed)
3rd **UM** - Mel Anthony 1-yard run (Timberlake run)
UM - Mel Anthony 7-yard run (Timberlake run)
4th **UM** - Bob Timberlake 24-yard run (Sygar kick)

Attendance: 100,423

INDIVIDUAL STATISTICS

OREGON STATE

RUSHING	ATT.	YVG	TD	LG
Charlie Shaw	4	28	0	14
Cliff Watkins	8	24	0	8
Booker Washington	3	15	0	14
Gordon Queen	4	0	0	12
Paul Brothers	12	-3	0	11
Totals	31	64	0	14

PASSING	ATT-COMP-INT	YDS	TD	LG
Paul Brothers	17-9-0	89	1	43
Gordon Queen	16-10-0	90	0	42
Totals	33-19-0	179	1	43

RECEIVING	NO.	YDS	AVG	TD
Olvin Moreland	4	29	7.3	0
Cliff Watkins	3	43	14.3	0
Bob Grim	3	42	14.0	0
Scott Miller	3	21	7.0	0
Len Frketchich	2	23	11.5	0
Charlie Shaw	1	8	8.0	0
Doug McDougal	1	5	5.0	1
Mike Sullivan	1	5	5.0	0
Marv Crowston	1	2	2.0	0
Totals	19	269	9.5	1

PUNTING	NO.	YDS	AVG.
Len Frketchich	9	392	43.5

KICKOFF RETURNS	NO.	YDS	AVG.	TD
Cliff Watkins	3	64	26.3	0
Booker Washington	1	17	17.0	0
Len Frketchich	1	8	8.0	0
Totals	5	89	17.8	0

PUNT RETURNS	NO.	YDS	AVG.	FC
Dan Espalin	0	0	0	2
Totals	0	0	0	2

INDIVIDUAL STATISTICS

MICHIGAN

RUSHING	ATT.	YVG	TD	LG
Mel Anthony	13	123	3	84
Carl Ward	10	88	1	43
Bob Timberlake	12	57	1	24
David Fisher	5	30	0	12
James Detwiler	5	16	0	7
Richard Sygar	1	8	0	8
Louis Lee	1	5	0	5
Richard Wells	1	3	0	3
Richard Volk	1	1	0	1
Wallace Gabier	1	1	0	1
Barry Dehlin	1	0	0	0
Totals	51	332	5	84

PASSING	ATT-COMP-INT	YDS	TD	LG
Bob Timberlake	10-7-0	77	0	34
Forest Evashevski	1-1-0	6	0	6
Totals	11-8-0	83	0	34

RECEIVING	NO.	YDS	AVG.	TD
John Henderson	4	34	8.5	0
James Detwiler	1	30	30.0	0
Ben Farabee	1	8	8.0	0
Craig Kirby	1	6	6.0	0
Mel Anthony	1	5	5.0	0
Totals	8	83	10.4	0

PUNTING	NO.	YDS	AVG.
Stanley Kemp	5	168	33.6

KICKOFF RETURNS	NO.	YDS	AVG.	TD
James Detwiler	1	28	28.0	0
Carl Ward	1	20	20.0	0
Totals	2	48	24.0	0

PUNT RETURNS	NO.	YDS	AVG.	FC
Richard Sygar	6	50	8.3	0
Robert Mielke	1	24	24.0	0
Richard Rindfuss	1	11	11.0	0
Totals	8	85	10.6	0

1965 ROSE BOWL ROSTER

Ron Aarts, tackle, Riverside, Calif., 6-4, 206
Thurman Bell, end, Fresno, Calif., 6-0, 182
Paul Brothers, back, Roseburg, 6-1, 181
Ken Brusven, tackle, Redwood City, Calif., 6-3, 223
George Carr, tackle, Los Angeles, Calif., 6-2, 198
Steve Clark, kicker, Springfield, 6-2, 210
Tom Coccione, end, Kirkland, Wash., 6-0, 175
Warren Cole, guard, Stockton, Calif., 6-1, 207
Marv Crowston, back, Vermonia, 6-0, 179
Al East, end, Portland, 5-10, 181
Dan Espalin, back, Wilmington, Calif., 5-9, 173
Rockne Freitas, center, Honolulu, Hawaii, 6-6, 259
Len Frketchich, end, Chino, Calif., 6-3, 212
Al Funston, guard, Medford, 5-8, 179
Jim Godfrey, linebacker, Portland, 6-3, 196
Dave Gould, guard, North Bend, 6-0, 215
Bobby Grim, end, Red Bluff, Calif., 6-0, 176
Greg Hartman, end, Independence, 6-1, 178
Joel Heacock, guard, Springfield, 6-1, 188
Doug John, guard, Roseburg, 6-2, 236
Hoyt Keeney, center, Portland, 6-2, 202
Rich Koeper, tackle, Redwood City, Calif., 6-4, 246
Russ Kuhns, linebacker, Aberdeen, Wash., 5-10, 200

Doug McDougal, end, Portland, 6-4, 222
Scott Miller, end, Kelso, Wash., 6-4, 205
Olvin Moreland, end, Los Angeles, Calif., 5-10, 180
Jerry Neil, guard, Sacramento, Calif., 6-2, 200
Jack O'Billovich, linebacker, Butte, Mont., 6-0, 210
Tim Osmer, back, San Jose, Calif., 6-1, 175
Pete Pifer, back, Ridgecrest, Calif., 5-10, 206
Gordon Queen, back, Richmond, Calif., 6-1, 185
Dennis Rozario, tackle, Hayward, Calif., 6-0, 204
Dick Ruhl, linebacker, Heppner, 6-1, 203
Lew Scott, end, West Conshohocken, Pa., 5-11, 159
Charlie Shaw, back, Santa Ana, Calif., 6-0, 198
Dan Sieg, back, Medford, 5-8, 175
Jim Smith, back, Sacramento, Calif., 6-0, 167
Bill Stellmacher, tackle, Albany, 6-0, 222
Doug Suckling, center, Vancouver, Wash., 6-2, 206
Mike Sullivan, end, Kennewick, Wash., 6-4, 207
Wayne Valley, guard, San Leandro, Calif., 6-4, 238
Booker Washington, back, Los Angeles, Calif., 5-10, 193
Cliff Watkins, back, Modesto, Calif., 5-10, 185
Jim Wilkin, tackle, Red Bluff, Calif., 6-0, 220
Norm Winton, guard, Vancouver, B.C., 6-3, 235

BOWL GAME SUMMARIES

1962 — LIBERTY BOWL — OSU VS. VILLANOVA

OREGON STATE
VILLANOVA

6
0

Philadelphia Stadium
Philadelphia, Pa. • Dec. 15, 1962

With the temperature 17 degrees at kickoff, only 17,048 fans made their way to the enormous arena on the south side to see the No. 17-ranked Beavers beat hometown Villanova 6-0. Wrote the late George Pasero of *The Oregon Journal*: "The Liberty Bowl was televised, of course, with an estimated audience of 27 million in saloons and living rooms a lot more comfortable than the 17,048 human ice cakes who attended."


Both teams switched from cleats to tennis shoes prior to the game due to frozen footing.

The only score came on **Terry Baker's** 99-yard run with 9:54 left in the first quarter, and Oregon State spent the rest of the afternoon holding off the Wildcats. OSU's undersized line was pushed around between the 20-yard lines and Villanova outgained the Beavers 309-299, but Oregon State came up with four fumbles and two interceptions.

Baker wasn't all of Oregon State's offense, but it was close. He rushed for 137 yards and passed for 123. His performance clinched his Heisman Trophy.

OSU LINEUP

LE	Vern Burke, Paul Seale, Scott Miller
LT	Jim Funston, Joe Bonilla
LG	George Gnos, Rick Nelson, Warren Cole
C	Dick DeBisschop, Hoyt Keeney, John Farrell
RG	Ross Cariaga, Don Doman, Al Funston
RT	Jerry Neil, Tim Holley, Rich Koeper
RE	Fred Jones, Len Frketic, Doug McDougal
QB	Terry Baker, Rich Brooks
LH	Dan Espalin, Dick Jones, Jim Sinyard
RH	Dan Sieg, Olvin Moreland
FB	Bruce Williams, Booker Washington, Dick Ruhl
COACHING STAFF	Head Coach Tommy Prothro, Bob Watson, Bobb McKittrick, Ron Siegrist, Bob Zelinka, Bob Gambold, Jerry Long



SCORING SUMMARY

	1	2	3	4	-	F
OREGON STATE	6	0	0	0	-	6
VILLANOVA	0	0	0	0	-	0

1st OSU - Terry Baker 99-yard run (pass failed)

Attendance: 17,048

INDIVIDUAL STATISTICS

OREGON STATE

RUSHING	ATT.	NYG	TD
Terry Baker	13	137	1
Booker Washington	7	21	0
Bruce Williams	4	12	0
Dick Jones	1	9	0
Dan Sieg	1	1	0
Dan Espalin	4	-4	0
Totals	30	176	1

PASSING

ATT-COMP-INT	YDS	TD	
Terry Baker	21-9-0	123	0
Totals	21-9-0	123	0

RECEIVING

NO.	YDS	AVG.	TD	
Len Frketic	3	43	14.3	0
Vern Burke	3	33	11.0	0
Dan Espalin	1	17	17.0	0
Olvin Moreland	1	17	17.0	0
Dan Sieg	1	13	13.0	0
Totals	9	123	13.7	0

PUNTING

NO.	YDS	AVG.	
Terry Baker	4	130	32.5
Rich Brooks	1	40	40.0
Totals	5	170	34.0

KICKOFF RETURNS

NO.	YDS	AVG.	TD	
Dan Espalin	1	20	20.0	0
Totals	1	20	20.0	0

PUNT RETURNS

NO.	YDS	AVG.	TD	
Dan Espalin	1	0	0.0	0
Totals	1	0	0.0	0

INDIVIDUAL STATISTICS

VILLANOVA

RUSHING	ATT.	NYG	TD
Billy Joe	14	66	0
Lou Rettino	12	49	0
Jim Thomas	9	46	0
Larry Glueck	5	33	0
Richie Richman	8	20	0
Jack Boyle	4	19	0
Bob Merendo	4	18	0
Ted Aceto	3	-5	0
Totals	59	246	0

PASSING

ATT-COMP-INT	YDS	TD	
Ted Aceto	8-5-1	61	0
Richie Richman	2-1-1	2	0
Totals	10-6-2	63	0

RECEIVING

NO.	YDS	AVG.	TD	
Mike Delane	1	22	22.0	0
Jack Clifford	1	19	19.0	0
Jim Thomas	1	8	8.0	0
Richie Richman	1	8	8.0	0
Billy Joe	1	4	4.0	0
Bob Merendo	1	2	2.0	0
Totals	6	63	10.5	0

PUNTING

NO.	YDS	AVG.	
Bill Sherlock	3	124	41.3

KICKOFF RETURNS

NO.	YDS	AVG.	TD	
Jack Boyle	1	21	21.0	0
Jack McDonald	1	0	0.0	0
Totals	2	21	10.5	0

PUNT RETURNS

NO.	YDS	AVG.	TD	
Larry Glueck	3	0	0.0	0
Totals	3	0	0.0	0

1962 LIBERTY BOWL ROSTER

Tim Ankersen, center, Buena Park, Calif., 5-10, 178
 Terry Baker, back, Portland, 6-3, 191
 Thurman Bell, end, Fresno, Calif., 5-11, 171
 Joe Bonilla, tackle, Selma, Calif., 5-10, 201
 Rich Brooks, back, Grass Valley, Calif., 5-11, 172
 Vern Burke, end, Bakersfield, Calif., 6-4 1/2, 188
 Ross Cariaga, guard, Fresno, Calif., 5-9, 189
 Steve Clark, kicker, Springfield, 6-2, 190
 Warren Cole, guard, Stockton, Calif., 6-1, 186
 Dick DeBisschop, center, San Anselmo, Calif., 6-0, 192
 Ron Doman, guard, Ontario, 5-10, 189
 Dan Espalin, back, Wilmington, Calif., 5-7, 168
 John Farrell, center, Sacramento, Calif., 6-0, 194
 Len Frketic, end, Chino, Calif., 6-3, 195
 Al Funston, guard, Medford, 5-9, 182
 Jim Funston, tackle, Medford, 6-0, 210
 George Gnos, guard, Novato, Calif., 6-1, 200
 Jeff Harris, tackle, Aberdeen, Wash., 6-1, 201
 Tom Holley, tackle, Burbank, Calif., 6-1, 209
 Dick Jones, back, Donora, Pa., 5-8, 166

Fred Jones, end, Oroville, Calif., 5-10, 181
 Hoyt Keeney, center, Portland, 6-2, 194
 Rich Koeper, tackle, Redwood City, Calif., 6-4, 225
 Doug McDougal, end, Portland, 6-4, 211
 Fred Miller, tackle, Stockton, Calif., 5-11, 188
 Scott Miller, end, Kelso, Wash., 6-4 1/4, 194
 Olvin Moreland, back, Los Angeles, Calif., 5-11, 174
 Jerry Neil, tackle, Sacramento, Calif., 6-2, 205
 Rick Nelson, guard, Salem, 5-11, 196
 Art O'Grady, back, Wilmington, Calif., 5-10, 187
 Gordon Queen, back, Berkeley, Calif., 6-1, 181
 Ed Rice, back, Acampo, Calif., 5-9, 175
 Dick Ruhl, linebacker, Heppner, 6-1, 204
 Paul Seale, end, Vancouver, B.C., 6-3, 196
 Dan Sieg, back, Medford, 5-9, 169
 Jim Sinyard, back, Redding, Calif., 5-10, 168
 Doug Suckling, center, Vancouver, Wash., 6-2, 189
 Booker Washington, back, Los Angeles, Calif., 5-10, 179
 Bruce Williams, back, Auburn, Calif., 6-0, 196
 Mike Youngquist, tackle, Salem, 6-2, 195



Terry Baker's 99-yard run was the only score in the 1962 Liberty Bowl.

BOWL GAME SUMMARIES

1957 ('56 season) — ROSE BOWL — OSU VS. IOWA

IOWA 35
OREGON STATE 19

Rose Bowl

Pasadena, Calif. • Jan. 1, 1957

Oregon State played in its second Rose Bowl game, but its first at the Rose Bowl. The Beavers' previous appearance was in 1942 in the only Rose Bowl not played in Southern California — the game was moved to Durham, N.C. because of World War II.

A crowd of 100,000 witnessed 10th-ranked Oregon State victimized by some early mistakes and the Beavers lost 35-19 to third-ranked Iowa. OSC head coach **Tommy Prothro** and the Beavers had already had one crack at Iowa, losing to the Hawkeyes 14-13 on Iowa's home field in early October; it was the first Rose Bowl to pair teams that had already played during the regular season. Wrote the late George Pasero of The Oregon Journal after talking to the Beavers after the game: "All the opinions ended up at the same place. OSC tackling was the worst of the season and no one seemed able to explain why."

Halfback **Joe Francis** rushed for 73 yards and passed for another 130 yards to lead Oregon State's offensive attack. Back **Sterling Hammock** had four receptions for 65 yards.

OSC LINEUP

LE Norm Thiel, Dwayne Fournier
LT John Witte, Ernie Zwahlen
LG John Sniffen, Bobb McKittrick
C Dick Corrick, Buzz Randall, Spiro Anagnos
RG Jim Brackins, Vern Ellison
RT Dave Jesmer, Ted Bates, Ed Rogers
RE Bob DeGrant, Frank Negri, John Clark
QB Gerry Laird, Ted Searle, Gary Lukehart
LH Joe Francis, Paul Lowe, Tony Arana
RH Earnel Durden, Sterling Hammock, Chuck Marsh, John Owings
FB Tom Berry, Nub Beamer, Bob Milum
COACHING STAFF Head Coach Tommy Prothro, Clay Stapleton, Bob Watson, Bob Zelinka, John Thomas, Dick Twenge.

1957 ROSE BOWL ROSTER

Spiro Anagnos, center, Lodi, Calif., 5-9, 176
Tony Arana, back, Vale, 5-11, 168
Ted Bates, tackle, Los Angeles, Calif., 6-3, 206
Nub Beamer, back, Roseburg, 5-11, 189
Tom Berry, back, Los Angeles, Calif., 5-9, 183
Bill Blackburn, back, Monmouth, 5-7, 170
Jim Brackins, guard, Redlands, Calif., 6-0, 195
Dennis Brundage, guard, Roseburg, 5-10, 181
Larry Chamberlain, back, Sheridan, 5-6, 163
John Clarke, kicker, Independence, 5-9, 188
Dick Corrick, center, LaJolla, Calif., 5-7, 161
Bob DeGrant, end, Burlingame, Calif., 6-1, 196
Earnel Durden, back, Los Angeles, Calif., 5-10, 160
Vern Ellison, guard, Corvallis, 6-1, 221
Dwayne Fournier, end, McMinnville, 6-2, 178
Joe Francis, back, Honolulu, Hawaii, 6-1, 186
Sterling Hammock, back, San Bruno, Calif., 5-11, 170
Howard Hogan, guard, Portland, 6-0, 192
Dave Jesmer, tackle, Oma Ranch, Calif., 6-2, 226
Garry Laird, back, Tulare, Calif., 5-11, 194
Paul Lowe, back, Los Angeles, Calif., 6-0, 168
Gary Lukehart, back, Campbell, Calif., 6-0, 173

Chuck Marsh, back, Longview, Wash., 6-1, 174
Carl Maxwell, end, Antioch, Calif., 6-1, 174
Bob Milum, back, Newport Harbor, Calif., 5-10, 175
Bobb McKittrick, guard, Baker, 6-0, 185
Phil Naylor, tackle, Riverside, Calif., 5-9, 173
Frank Negri, end, Los Angeles, Calif., 5-9, 173
John Owings, back, Canby, 5-4, 140
Jim Peoples, tackle, Butte, Mont., 6-2, 205
Buzz Randall, center, Estacada, 6-1, 198
Chuck Reich, end, Newport Harbor, Calif., 6-2, 180
Ed Rogers, tackles, Waikuku, Hawaii, 6-2, 210
Terry Salisbury, tackle, Salem, 5-10, 184
Sonny Sanchez, guard, San Francisco, Calif., 5-9, 184
Ted Searle, back, Honolulu, Hawaii, 192
John Sniffen, guard, Roseville, Calif., 5-11, 209
Norm Thiel, end, Chowchilla, Calif., 6-0, 179
Joe Wade, center, Los Angeles, Calif., 6-2, 205
John Witte, tackle, Klamath Falls, 6-2, 232
Ernie Zwahlen, tackle, Beaverton, 6-1, 194

Joe Francis had 207 yards of total offense vs. Iowa in the 1957 Rose Bowl.

SCORING SUMMARY

	1	2	3	4	-	F
OREGON STATE	0	6	6	7	-	19
IOWA	14	7	7	7	-	35

1st **IOWA** - Ken Ploen 49-yard run (Prescott kick)
IOWA - Collins Hagler 9-yard run (Prescott kick)
2nd **OSC** - Tom Berry 3-yard run (kick failed)
IOWA - Bill Happell 5-yard run (Prescott kick)
3rd **IOWA** - Collins Hagler 66-yard run (Prescott kick)
OSC - Nub Beamer 1-yard run (kick failed)
4th **IOWA** - Jim Gibbons 16-yard pass from Ken Ploen (Prescott kick)
OSC - Sterling Hammock 35-yard pass from Joe Francis (Beamer run)

Attendance: 100,000

INDIVIDUAL STATISTICS

OREGON STATE

RUSHING	ATT.	YVG	TD	LG
Joe Francis	15	73	0	18
Nub Beamer	7	31	1	12
Earnel Durden	3	25	0	13
Tom Berry	4	20	1	7
Paul Lowe	11	20	0	13
Sterling Hammock	2	-3	0	0
Totals	42	166	2	18

PASSING

ATT-COMP-INT	YDS	TD	
Joe Francis	12-10-0	130	1
Paul Lowe	1-0-0	0	0
Tony Arana	1-0-0	0	0
Totals	14-10-0	130	1

RECEIVING

NO.	YDS	AVG.	TD	
Sterling Hammock	4	65	16.3	1
Nub Beamer	2	31	15.5	0
Bob DeGrant	1	14	14.0	0
Bob Berry	1	11	11.0	0
Paul Lowe	1	7	7.0	0
Norm Thiel	1	2	2.0	0
Totals	10	130	9.2	1

PUNTING

NO.	YDS	AVG.	
Joe Francis	2	66	33.0
Ted Searle	1	39	39.0
Totals	3	105	35.0

KICKOFF RETURNS

NO.	YDS	AVG.	TD	
Earnel Durden	2	59	29.5	0
Tom Berry	2	53	26.5	0
Sterling Hammock	1	46	46.0	0
Ted Searle	1	11	11.0	0
Totals	6	169	28.2	0

PUNT RETURNS

NO.	YDS	AVG.	TD	
Paul Lowe	1	35	35.0	0
Sterling Hammock	1	25	25.0	0
Totals	2	60	30.0	0

INDIVIDUAL STATISTICS

IOWA

RUSHING	ATT.	YVG	TD	LG
Collins Hagler	10	85	1	66
Dobrinio	4	64	0	37
Ken Ploen	8	59	1	49
Bill Happell	10	27	1	12
Gravel	8	27	0	7
Nocera	3	24	0	17
Harris	1	7	0	7
Furlong	1	6	0	6
Kloewer	1	3	0	3
Veit	1	0	0	0
Totals	47	301	3	66

PASSING

ATT-COMP-INT	YDS	TD	
Ken Ploen	10-9-0	83	1
Duncan	4-2-1	24	0
Veit	1-0-0	0	0
Totals	15-11-1	107	1

RECEIVING

NO.	YDS	AVG.	TD	
Jim Gibbons	5	61	12.2	1
Harris	2	21	10.5	0
Nocera	2	19	9.5	0
Gilliam	1	15	15.0	0
Gravel	1	-9	-9.0	0
Totals	11	107	9.7	1

PUNTING

NO.	YDS	AVG.	
Nocera	1	43	43.0
Veit	1	29	29.0
Totals	2	72	36.0

KICKOFF RETURNS

NO.	YDS	AVG.	TD	
Collins Hagler	2	41	20.5	0
Bill Happell	1	25	25.0	0
Ken Ploen	1	14	14.0	0
Totals	4	80	20.0	0

PUNT RETURNS

NO.	YDS	AVG.	TD	
Collins Hagler	1	32	32.0	0
Dobrinio	1	1	1.0	0
Totals	2	33	16.5	0



BOWL GAME SUMMARIES

1942 ('41 season) — ROSE BOWL — OSU VS. DUKE

OREGON STATE 20
DUKE 16

Duke Stadium
Durham, N.C. • Jan. 1, 1942

GAME NOTES

Courtesy of George Edmonston, Jr.

This game produced two important firsts. It was OSU's first-ever trip to the famous New Year's Day classic, and it remains the only Rose Bowl played outside Pasadena, which has prompted sports historians over the years to prefix the bowl's famous name with the word "displaced."

The reason was due to the blackout of the West Coast that had followed the attack on Pearl Harbor. The host stadium was Duke University's home field in Durham, N.C., with the undefeated Blue Devils picked as 3-1 favorites. Oregon State's victory came as a big surprise to Eastern and Southern sportswriters, with Sid Feder of the Associated Press writing, "Probably never in the quarter century history of the Tournament of Roses had such a completely overlooked betting underdog jumped up to beat the big fellows. Oregon State came East to the wonderment of most of Dixie as to why the Westerners were going to show up at all."

Beaver boss **Lon Stiner**, at 38 and the youngest head coach in Rose Bowl history, had prepared his team with a passing attack that dazzled the North Carolinians. Jack Gunether of UPI wrote, "The Beavers skipped and slammed and flicked passes with an ease and finesse which completely baffled the record crowd."

For Oregon State, the star was **Dan Durdan**, who passed and ran Oregon State College to victory. He was awarded Player of the Game honors and later inducted into the Rose Bowl Hall of Fame. Beaver greats **Bob Dethman** and **George Zelick** also added points. Duke blocking back Tommy Prothro also played magnificently.

In one of the great ironies in the annals of college football, Prothro would one day become Oregon State head coach and take the Beavers to not one but two Rose Bowls. The football practice field at OSU bears his name. Returning home, the victorious Stiner and company were feted at a special Rose Bowl Banquet with Oregon Gov. Charles Sprague one of the principal speakers. In 1985, the entire squad was inducted into the State of Oregon Sports Hall of Fame. In 1988 they entered the OSU Athletic Hall of Fame. OSU fans at the time considered the game to be the greatest win in school history.

The winning score came in the third quarter when **Gene Gray** scored on a 68-yard pass from **Bob Dethman**.


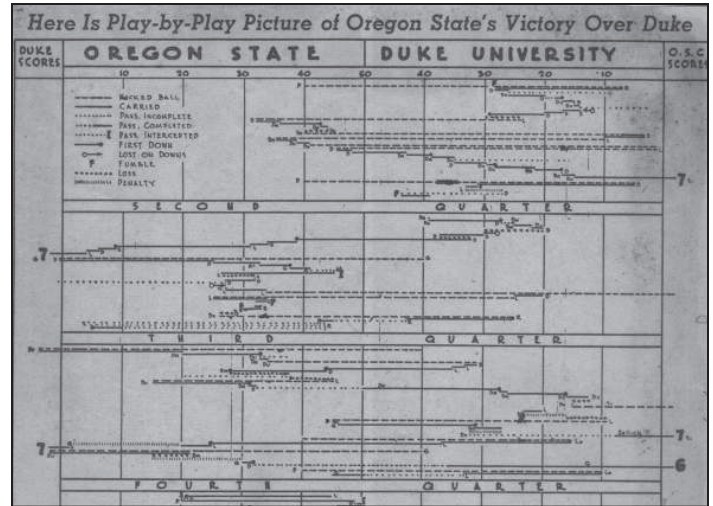


SCORING SUMMARY

	1	2	3	4	-	F
OREGON STATE	7	0	13	0	-	20
DUKE	0	7	7	2	-	16

- 1st **OSC** - Don Durdan 15-yard run (Simas kick)
- 2nd **DUKE** - Steve Lach 3-yard run (Gantt kick)
- 3rd **OSC** - George Zelick 31-yard pass from Bob Dethman (Simas kick)
- DUKE** - Winston Siegfried 1-yard run (Gantt kick)
- OSC** - Gene Gray 68-yard pass from Bob Dethman (kick failed)
- 4th **DUKE** - Safety, Don Durdan tackled in the end zone by Mike Karmazin

Attendance: 56,000



1942 ROSE BOWL ROSTER

George Bain, tackle, Portland, 5-11, 208 (2)
James Busch, back, Silverton, 5-11, 203
Glenn Byington, tackle, Philomath, 6-2, 190
Martin Chaves, guard, Baker, 5-11, 191 (5)
Boyd Clement, center, Portland, 6-2, 203 (4)
Stan Czech, tackle, Harvey, Ill., 6-0, 200 (3)
Joe Day, back, Seaside, 5-10, 187 (11)
Bob Dethman, back, Hood River, 5-10, 185 (9)
Don Durdan, back, Eureka, Calif., 5-9, 172 (10)
Gene Gray, back, Portland, 5-10, 165 (10)
Quentin Greenough, center, San Gabriel, Calif., 5-8, 183 (4)
Lee Gustafson, end, Portland, 5-11, 181 (9)
Bill Halverson, guard, Portland, 6-2, 230 (3)
Lew Hammers, end, Harvey, Ill., 6-2, 176
Bob Libbee, back, Sacramento, Calif., 5-10, 172 (10)
Marv Markman, back, The Dalles, 6-0, 206
Bill McInnis, back, Great Falls, Mont., 6-0, 184
Norm Newman, guard, Aberdeen, Wash., 5-9, 185
Ted Ossowski, tackle, Beatrice, Neb., 6-0, 204
Bob Panagis, center, Los Angeles, Calif., 5-11, 197
Frank Parker, guard, Astoria, 5-11, 196 (6)
Warren Perryman, end, Portland, 6-0, 187 (1)

George Peters, back, Ventura, Calif., 6-1, 194 (8)
Norm Peters, end, Ventura, Calif., 6-0, 183 (7)
Bob Proctor, end, Rainier, 5-10, 177
Bob Saunders, tackle, Yuba City, Calif., 6-2, 207 (6)
Choc Shelton, back, Union, 5-11, 194 (11)
Warren Simas, back, Arcata, Calif., 5-11, 205 (11)
Everett Smith, back, Coquille, 6-0, 180 (9)
Lloyd Wickett, tackle, Aberdeen, 6-0, 197 (2)
Jack Yoshihara
George Zelick, end, Lewiston, Mont., 5-11, 184 (1)
Orville Zielaskowski, guard, St. Helens, 6-0, 200 (5)

OSC LINEUP: See roster above. Key: 1-LE; 2-LT; 3-LG; 4-C; 5-RG; 6-RT; 7-RE; 8-QB; 9-LH; 10-RH; 11-FB

BOWL GAME SUMMARIES

1949 ('48 season) — PINEAPPLE BOWL — OSU VS. HAWAII'

OREGON STATE	47
HAWAII'	27

Honolulu Stadium
Honolulu, Hawaii • Jan. 1, 1949

SCORING SUMMARY

	1	2	3	4	-	F
OREGON STATE	14	13	14	6	-	47
HAWAII'	0	14	6	7	-	27

SCORING

Oregon State: Touchdowns; Ken Carpenter 2, Andy Knudsen 2, Don Samuel, Rudy Ruppe, Dick Twenge; PATs; Stan McGuire 5 (place kicks)

Hawaii': Touchdowns; Jyan Hirota 3, Dang; PATs, Asato 3 (place kicks)

Attendance: 15,000

OSC LINEUP

LE	Bob Grove, Craig McMicken, Harry Barnes
LT	Tom Desylvia, Jay Simon
LG	Ron McCreary, Bill Marsters
C	Bill Overman, Al Gray, Jack Swarbrick, Bob Krell
RG	Ed Carmichael, Bud Cahill
RT	Bill Austin, Jim Inglesby
RE	Stan McGuire, Bud Gibbs
QB	Rudy Ruppe
LH	Don Samuel, Dick Gray, Bob Laidlaw
RH	Ken Carpenter, Ron Newton, Walt Kelly, Andy Knudsen
FB	Dick Twenge, Duane Moore, Garth Rouse, Cliff Snider, Duke Byers
COACHING STAFF	Head Coach Lon Stiner, Jim Dixon, Bob Dethman, Lee Gustafson, Al Cox, Jack Begelman

GAME NOTES

Total Yards:	OSC 399	Hawaii 406.
Rushing:	OSC 287	Hawaii 256.
Passing:	OSC 5 completions for 112 yards	Hawaii 15 completions for 150 yards.
First Downs:	OSC 18	Hawaii 19.

1949 PINEAPPLE BOWL ROSTER

Bill Austin, tackle, Woodburn, 6-1, 212
Harry Barnes, end, Milton-Freewater, 6-0, 182
Duke Byuers, back, Veronia, 5-11, 190
Bud Cahill, guard, Seaside, 6-0, 206
Ed Carmichael, guard, Modesto, Calif., 6-2, 222
Ken Carpenter, back, Seaside, 6-0, 184
Tom Desylvia, guard, Butte, Mont., 5-11, 211
Al Gray, center, Portland, 5-9, 183
Dick Gray, back, Portland, 5-10, 172
Bud Gibbs, end, Hood River, 6-0, 199
Bob Grove, end, Portland, 6-3, 188
Jim Hanker, guard, Ventura, Calif., 6-4, 215
Jim Inglesby, tackle, Portland, 6-2, 205
Walt Kelly, back, Portland, 5-9, 180
Andy Knudsen, back, Eureka, Calif., 6-0, 184
Bob Krell, center, Roseburg, 6-2, 195
Bob Laidlaw, back, Los Angeles, Calif., 5-11, 160

Bill Marsters, guard, Roseburg, 6-1, 220
Ron McCreary, guard, Portland, 5-9, 190
Stan McGuire, end, Portland, 5-11, 186
Craig McMicken, end, Chehalis, Wash., 6-1, 182
Duane Moore, back, Albany, 5-11, 183
Ron Newton, back, Nampa, Idaho, 5-11, 175
Arvid Niemi, tackle, Naselle, Wash., 6-2, 223
Bill Overman, center, Berkeley, Calif., 6-1, 201
Garth Rouse, back, Cave Junction, 6-1, 183
Rudy Ruppe, back, North Bend, 6-1, 188
Don Samuel, back, Hood River, 5-11, 190
Jay Simon, tackle, Corte Madera, Calif., 6-3, 204
Cliff (Chief) Snider, back, Wheeler, 6-2, 185
Jim Swarbrick, center, Idaho Falls, Idaho, 6-1, 194
Dick Twenge, back, Newberg, 5-10, 187
Dick Vaillancour, back, Klamath Falls, 5-10, 171

1940 ('39 season) — PINEAPPLE BOWL — OSU VS. HAWAII'

OREGON STATE	39
HAWAII'	6

Honolulu Stadium
Honolulu, Hawaii • Jan. 1, 1940

SCORING SUMMARY

	1	2	3	4	-	F
OREGON STATE	19	0	7	13	-	39
HAWAII'	0	6	0	0	-	6

SCORING

Oregon State: Kenneth Dow (18); John Hackenbruck (6); James Kisselburgh (6); Robert Olsen (6); John Leovich (1); Eberle Schultz (1); Leonard Younce (1).

Hawaii': Smith (6).

Attendance: 15,000

GAME NOTES

HONOLULU, Hawaii' — Power generated by the Oregon State College Beavers overcame the tricky plays and passing attack of Hawaii's Rainbows and gave the boys from the Northwest a 39-6 victory in a Pineapple Bowl game that was finished under arc lights.

The Beaver victory climaxed an island invasion that started with Oregon State defeating the Healan town team on Christmas day.

The Beavers rolled up three touchdowns in the first period against Hawaii', and added another in the third and two more in the fourth. Hawaii' scored in the second period. Showers late in the game handicapped Hawaii's passing attack.

Bob Olson, Morrie Kohler, Ken Dow and George Peters scored a touchdown by power drives in the first five minutes of play, with Olson passing to Peters for the final six yards. A few minutes later, **Bob Dethman** returned a Hawaii' punt 12 yards to the 29-yard line, from where **Bob Dethman** cracked center for 18 yards and **Jim Kisselburgh** ambled 11 yards through tackle to score.

Vic Kohler intercepted one of Roy Strohlin's passes in the same period, lateralled to **John Tsoutsouvas** who was down on the Oregon State 49. **John Hackenbruck** made 18 on an end-around. Kohler added five at the line, and then **Joe Tomich** passed to Hackenbruck in the end zone.

Hawaii' drove to Oregon State's 12-yard line early in the second quarter before the Beavers held, but Kisselburgh's kick was short and Hawaii' scored on two plays, with Strohlin passing from Oregon State's 47 to Cal Campbell on the 19 and then to Nolle Smith in the end zone. Oregon State battled down to the Hawaii' 1-yard line where Dow fumbled as the half ended.

OSC LINEUP

LE	Leeds Bailey, John Leovich, Norman Peters, Raymond Vandiver
LT	Stanley Czech, John Hackenbruck, Victor Sears
LG	John Conrad, Marvin Markman, Robert Pollard, Eberle Schultz
C	Quentin Greenough, Bill Halverson, John Tsoutsouvas
RG	Martin Chaves, Lester Copenhagen, Bud English, Leonard Younce
RT	Glenn Byington, Walter Jelsma, Bob Sanders, Leon Sterling
RE	Gordon Ferris, Lewis Hammers, Robert Pena
QB	George Peters, Thomas Sommerville
LH	Robert Dethman, Gene Gray, Victor Kohler, Robert Olsen
RH	Morris Kohler, Joseph Tomich
FB	Jim Busch, Kenneth Dow, James Kisselburgh, Bob McCallister
COACHING STAFF	Head Coach Lon Stiner, Jim Dixon, Hal Mae

1940 PINEAPPLE BOWL ROSTER

Leeds Bailey, LE	Morris Kohler, RH
Jim Busch, FB	Victor Kohler, LH
Glenn Byington, RT	John Leovich, LE
Martin Chaves, RG	Marvin Markman, LG
John Conrad, LG	Bob McCallister, FB
Lester Copenhagen, RG	Robert Olsen, LH
Stanley Czech, LT	Robert Pena, RE
Robert Dethman, LH	George Peters, QB
Kenneth Dow, FB	Norman Peters, LE
Don Durdan, RH	Robert Pollard, LG
Bud English, RG	Bob Saunders, RT
Gordon Ferris, RE	Eberle Schultz, LG
Gene Gray, LH	Victor Sears, LT
Quentin Greenough, C	Thomas Sommerville, QB
John Hackenbruck, LT	Leon Sterling, RT
Bill Halverson, C	Joseph Tomich, RH
Lewis Hammers, RE	John Tsoutsouvas, C
Walter Jelsma, RT	Raymond Vandiver, LE
James Kisselburgh, FB	Leonard Younce, RG

TEAM STATISTICS

	OSC	UH
First Downs	19	5
Rushing	9	1
Passing	10	4
Penalty	0	0
Net Rushing	253	30
Net Passing	199	139
Pass Attempts	21	29
Pass Comp.	12	12
Pass INT	3	4
Net Yards	452	177
Fumbles-Lost	3-1	3-2
Penalty Yards	30	10
Punt Avg.	37	33
Punt Return Yards	60	24
Kickoff Returns-Yards	6	9